


第2 県税調定収入状況

1 令和5年度県税予算決算対比



2 令和5年度県税収入決算額税目別，局・支庁別構成比

3 令和5年度県税調定収入状況

4 県税の税目別，調定収入状況の累年比較

5 県税の局・支庁別調定額，収入額の累年比較

6 税外収入の調定収入状況

1 令和5年度県税予算決算対比

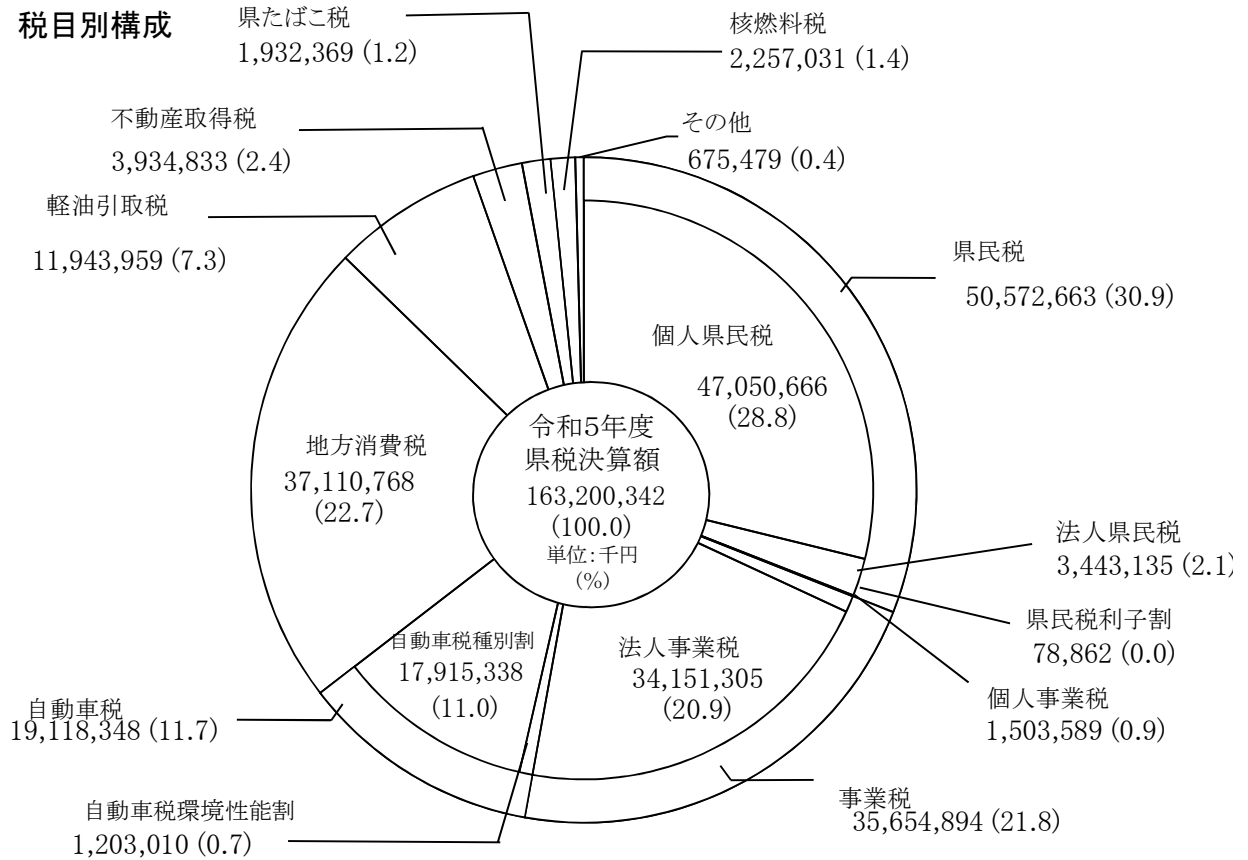
(単位:千円, %)

区分 税目	当初予算額	最終予算額	決算額			
			収入済額	対予算増減額	対予算割合	構成比
県民税	49,784,222	50,256,748	50,572,663	315,915	100.6	30.9
個人	46,273,779	46,919,202	47,050,666	131,464	100.3	28.8
法人	3,425,369	3,262,199	3,443,135	180,936	105.5	2.1
利子割	85,074	75,347	78,862	3,515	104.7	0.0
事業税	33,609,520	34,444,792	35,654,894	1,210,102	103.5	21.8
個人事業税	1,510,164	1,493,439	1,503,589	10,150	100.7	0.9
法人事業税	32,099,356	32,951,353	34,151,305	1,199,952	103.6	20.9
地方消費税	35,892,387	37,354,378	37,110,768	△ 243,610	99.3	22.7
(1)譲渡割	28,533,014	30,234,838	30,237,140	2,302	100.0	18.5
(2)貨物割	7,359,373	7,119,540	6,873,628	△ 245,912	96.5	4.2
不動産取得税	3,731,843	3,906,564	3,934,833	28,269	100.7	2.4
県たばこ税	1,852,338	1,924,122	1,932,369	8,247	100.4	1.2
ゴルフ場利用税	403,717	401,754	407,965	6,211	101.5	0.2
軽油引取税	11,732,967	11,808,633	11,943,959	135,326	101.1	7.3
自動車税	18,551,570	19,082,002	19,118,348	36,346	100.2	11.7
(1)環境性能割	835,555	1,169,242	1,203,010	33,768	102.9	0.7
(2)種別割	17,716,015	17,912,760	17,915,338	2,578	100.0	11.0
鉦区税	12,875	11,691	11,703	12	100.1	0.0
狩猟税	22,928	22,907	22,927	20	100.1	0.0
核燃料税	2,379,391	2,257,031	2,257,031	0	100.0	1.4
産業廃棄物税	182,099	185,305	184,379	△ 926	99.5	0.1
旧自動車取得税	0	48,505	48,505	498	0.0	0.0
旧軽油引取税	0	0	0	0	0.0	0.0
県税計	158,155,857	161,704,432	163,200,342	1,496,410	100.9	100.0

※ 端数処理のため、合計と内訳の計は必ずしも一致しない。

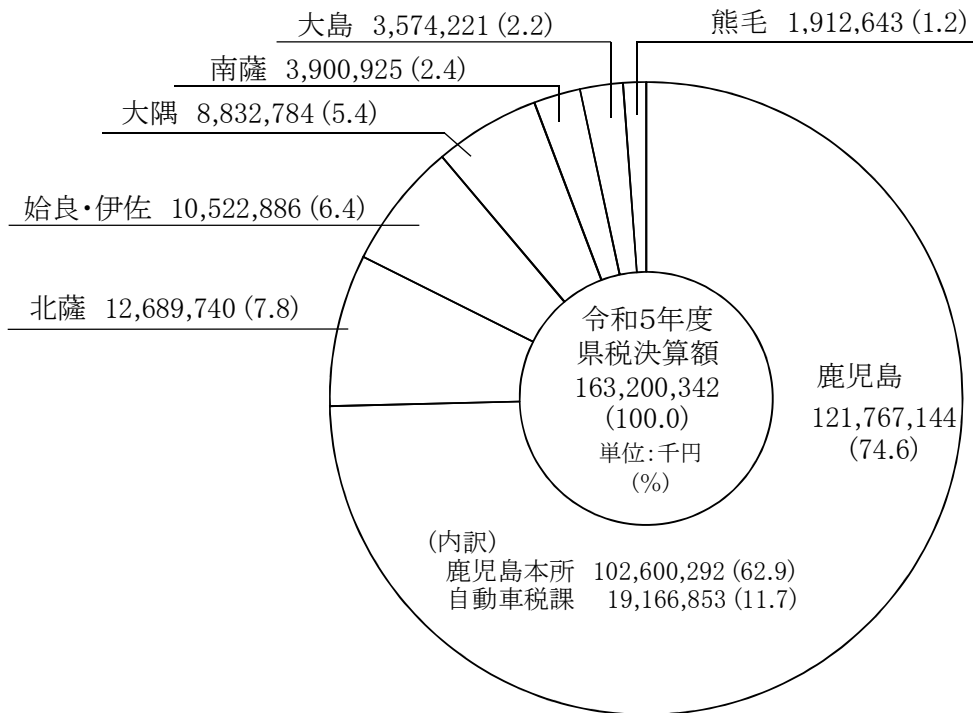
2 令和5年度県税収入決算額税目別, 局・支庁別構成比

(1) 税目別構成



※ 端数処理のため、合計と内訳の計は必ずしも一致しない。

(2) 局・支庁別構成



※ 端数処理のため、合計と内訳の計は必ずしも一致しない。

3 令和5年度県税調定収入状況

(1) 調定収入状況

税目	区分	総現繰	予 算 額	調 定 額	収 入 済 額	不 納 欠 損 額	過 誤 納 額
			(ア)	(イ)	(ウ)	(エ)	
県 税	総現繰	161,704,432,000 161,324,524,000 379,908,000	164,737,328,090	163,200,342,180	118,554,634	14,818,149	
			163,405,708,435	162,804,676,535	6,591,328	14,510,698	
			1,331,619,655	395,665,645	111,963,306	307,451	
個人県民税	総現繰	46,919,202,000 46,611,323,000 307,879,000	48,170,525,918 47,154,022,295 1,016,503,623	47,050,665,678 46,744,602,651 306,063,027	93,415,071 4,847,418 88,567,653	14,818,149 14,510,698 307,451	
法人県民税	総現繰	3,262,199,000 3,258,491,000 3,708,000	3,463,321,902 3,447,235,500 16,086,402	3,443,134,986 3,436,965,258 6,169,728	1,801,138 13,210 1,787,928	0 0 0	
県民税利子割	総現繰	75,347,000 75,347,000 0	78,861,952 78,861,793 159	78,861,952 78,861,793 159	0 0 0	0 0 0	
個人事業税	総現繰	1,493,439,000 1,484,127,000 9,312,000	1,537,361,393 1,512,662,200 24,699,193	1,503,588,727 1,490,065,439 13,523,288	1,137,742 0 1,137,742	0 0 0	
法人事業税	総現繰	32,951,353,000 32,940,403,000 10,950,000	34,228,936,699 34,172,425,200 56,511,499	34,151,304,938 34,127,217,893 24,087,045	6,297,554 0 6,297,554	0 0 0	
地方消費税	総現繰	37,354,378,000 37,354,378,000 0	37,110,767,521	37,110,767,521	0	0	
			37,110,767,521	37,110,767,521	0	0	
			0	0	0	0	
(1) 譲渡割	総現繰	30,234,838,000 30,234,838,000 0	30,237,139,804	30,237,139,804	0	0	
			30,237,139,804	30,237,139,804	0	0	
(2) 貨物割	総現繰	7,119,540,000 7,119,540,000 0	6,873,627,717	6,873,627,717	0	0	
			6,873,627,717	6,873,627,717	0	0	
不動産取得税	総現繰	3,906,564,000 3,891,730,000 14,834,000	4,066,223,673	3,934,833,202	4,610,560	0	
			3,957,330,800	3,924,451,215	1,672,100	0	
			108,892,873	10,381,987	2,938,460	0	
県たばこ税	総現繰	1,924,122,000 1,924,122,000 0	1,932,369,147	1,932,369,147	0	0	
			1,932,369,147	1,932,369,147	0	0	
			0	0	0	0	
ゴルフ場利用税	総現繰	401,754,000 401,754,000 0	407,964,720	407,964,720	0	0	
			407,964,720	407,964,720	0	0	
			0	0	0	0	
軽油引取税	総現繰	11,808,633,000 11,808,633,000 0	11,982,252,222	11,943,958,860	0	0	
			11,982,252,222	11,943,958,860	0	0	
			0	0	0	0	
自動車税	総現繰	19,082,002,000 19,048,777,000 33,225,000	19,233,110,106	19,118,347,412	10,524,569	0	
			19,125,272,000	19,082,907,001	58,600	0	
			107,838,106	35,440,411	10,465,969	0	
(1) 環境性能割	総現繰	1,169,242,000 1,169,242,000 0	1,203,009,800	1,203,009,800	0	0	
			1,203,009,800	1,203,009,800	0	0	
(2) 種別割	総現繰	17,912,760,000 17,879,535,000 33,225,000	18,030,100,306	17,915,337,612	10,524,569	0	
			17,922,262,200	17,879,897,201	58,600	0	
			107,838,106	35,440,411	10,465,969	0	
鉱 区 税	総現繰	11,691,000 11,691,000 0	12,791,200	11,703,400	768,000	0	
			11,703,400	11,703,400	0	0	
			1,087,800	0	768,000	0	
狩 猟 税	総現繰	22,907,000 22,907,000 0	22,927,300	22,927,300	0	0	
			22,927,300	22,927,300	0	0	
			0	0	0	0	
核 燃 料 税	総現繰	2,257,031,000 2,257,031,000 0	2,257,030,500	2,257,030,500	0	0	
			2,257,030,500	2,257,030,500	0	0	
			0	0	0	0	
産業廃棄物税	総現繰	185,305,000 185,305,000 0	184,378,737	184,378,737	0	0	
			184,378,737	184,378,737	0	0	
			0	0	0	0	
旧自動車取得税	総現繰	48,505,000 48,505,000 0	48,505,100	48,505,100	0	0	
			48,505,100	48,505,100	0	0	
			0	0	0	0	
旧軽油引取税	総現繰	0 0 0	0	0	0	0	
			0	0	0	0	
			0	0	0	0	

(注) (ア) - (イ) - (ウ) + (エ) = (オ)

(カ) は (オ) の再掲内書数値

(単位:円, %)

収入未済額 (才)	徴収猶予額 (力)	収入歩合		対予算達成率	前年度対比	
		本年度	前年度		調定額	収入済額
1,433,249,425 608,951,270 824,298,155	58,160,662 52,902,362 5,258,300	99.07 99.63 29.71	99.10 99.70 28.95	100.93 100.92 104.15	101.47 101.51 96.94	101.44 101.44 99.49
1,041,263,318 419,082,924 622,180,394	0 0 0	97.68 99.13 30.11	97.65 99.19 30.10	100.28 100.29 99.41	102.37 102.49 96.86	102.39 102.43 96.88
18,385,778 10,257,032 8,128,746	0 0 0	99.42 99.70 38.35	99.51 99.82 31.91	105.55 105.48 166.39	97.60 97.60 97.44	97.51 97.48 117.11
0 0 0	0 0 0	100.00 100.00 100.00	100.00 100.00 0.00	104.67 104.66 -	93.27 93.27 皆増	93.27 93.27 皆増
32,634,924 22,596,761 10,038,163	2,704,000 2,704,000 0	97.80 98.51 54.75	98.35 99.17 37.72	100.68 100.40 145.22	99.46 99.18 119.50	98.91 98.52 173.48
71,334,207 45,207,307 26,126,900	0 0 0	99.77 99.87 42.62	99.81 99.92 29.78	103.64 103.60 219.97	99.59 99.58 101.05	99.55 99.53 144.61
0 0 0	0 0 0	100.00 100.00 0.00	100.00 100.00 0.00	99.35 99.35 -	102.04 102.04 -	102.04 102.04 -
0 0 0	0 0 0	100.00 100.00 0.00	100.00 100.00 0.00	100.01 100.01 -	101.75 101.75 -	101.75 101.75 -
0 0 0	0 0 0	100.00 100.00 0.00	100.00 100.00 0.00	96.55 96.55 -	103.35 103.35 -	103.35 103.35 -
126,779,911 31,207,485 95,572,426	17,163,300 11,905,000 5,258,300	96.77 99.17 9.53	97.07 99.37 14.46	100.72 100.84 69.99	96.17 96.19 95.16	95.87 96.00 62.72
0 0 0	0 0 0	100.00 100.00 0.00	100.00 100.00 0.00	100.43 100.43 -	100.81 100.81 -	100.81 100.81 -
0 0 0	0 0 0	100.00 100.00 0.00	100.00 100.00 0.00	101.55 101.55 -	101.23 101.23 -	101.23 101.23 -
38,293,362 38,293,362 0	38,293,362 38,293,362 0	99.68 99.68 0.00	100.00 100.00 0.00	101.15 101.15 -	101.15 101.15 -	100.83 100.83 -
104,238,125 42,306,399 61,931,726	0 0 0	99.40 99.78 32.86	99.35 99.77 30.75	100.19 100.18 106.67	100.51 100.56 93.39	100.56 100.56 99.80
0 0 0	0 0 0	100.00 100.00 0.00	100.00 100.00 0.00	102.89 102.89 -	114.35 114.35 -	114.35 114.35 -
104,238,125 42,306,399 61,931,726	0 0 0	99.36 99.76 32.86	99.32 99.76 30.75	100.01 100.00 106.67	99.71 99.75 93.39	99.76 99.76 99.80
319,800 0 319,800	0 0 0	91.50 100.00 0.00	91.61 100.00 1.15	100.11 100.11 -	98.67 98.65 98.85	98.54 98.65 皆減
0 0 0	0 0 0	100.00 100.00 0.00	100.00 100.00 0.00	100.09 100.09 -	97.65 97.65 -	97.65 97.65 -
0 0 0	0 0 0	100.00 100.00 0.00	100.00 100.00 0.00	100.00 100.00 -	140.30 140.30 -	140.30 140.30 -
0 0 0	0 0 0	100.00 100.00 0.00	100.00 100.00 0.00	99.50 99.50 -	99.26 99.26 -	99.26 99.26 -
0 0 0	0 0 0	100.00 100.00 0.00	100.00 100.00 0.00	100.00 100.00 -	271.14 271.14 -	271.14 271.14 -
0 0 0	0 0 0	0.00 0.00 0.00	0.00 0.00 0.00	- - -	- - -	- - -

(2) 局・支庁別県税調定収入状況

局・支庁	区分	調定額	収入済額	不納欠損額	過誤納額
	総 現 繰				
県	計	164,737,328,090	163,200,342,180	118,554,634	14,818,149
		163,405,708,435	162,804,676,535	6,591,328	14,510,698
		1,331,619,655	395,665,645	111,963,306	307,451
鹿児島地域振興局	総	103,195,190,262	102,600,291,702	49,383,970	10,147,002
	現	102,695,599,297	102,432,604,343	148,181	9,871,050
	繰	499,590,965	167,687,359	49,235,789	275,952
鹿児島地域振興局 自動車税課	総	19,281,615,206	19,166,852,512	10,524,569	0
	現	19,173,777,100	19,131,412,101	58,600	0
	繰	107,838,106	35,440,411	10,465,969	0
南薩地域振興局	総	4,024,030,053	3,900,925,109	5,314,959	592,284
	現	3,921,068,269	3,865,871,114	94,638	592,284
	繰	102,961,784	35,053,995	5,220,321	0
北薩地域振興局	総	12,858,647,004	12,689,739,510	10,653,146	134,749
	現	12,712,242,400	12,656,867,155	199,308	128,535
	繰	146,404,604	32,872,355	10,453,838	6,214
始良・伊佐地域振興局	総	10,743,550,238	10,522,885,843	13,388,147	2,042,033
	現	10,532,828,247	10,476,033,125	1,388,626	2,031,454
	繰	210,721,991	46,852,718	11,999,521	10,579
大隅地域振興局	総	9,050,734,415	8,832,783,861	20,521,729	963,484
	現	8,885,541,403	8,787,916,526	4,417,140	951,328
	繰	165,193,012	44,867,335	16,104,589	12,156
熊毛支庁	総	1,948,740,728	1,912,642,855	4,049,068	207,976
	現	1,905,292,421	1,895,187,059	122,622	207,976
	繰	43,448,307	17,455,796	3,926,446	0
大島支庁	総	3,634,820,184	3,574,220,788	4,719,046	730,621
	現	3,579,359,298	3,558,785,112	162,213	728,071
	繰	55,460,886	15,435,676	4,556,833	2,550

(単位:円, %)

収入未済額	徴収猶予額	収入歩合		前年度対比	
		本年度	前年度	調定額	収入済額
1,433,249,425	58,160,662	99.07	99.10	101.47	101.44
608,951,270	52,902,362	99.63	99.70	101.51	101.44
824,298,155	5,258,300	29.71	28.95	96.94	99.49
555,661,592	55,751,962	99.42	99.46	100.80	100.76
272,717,823	52,489,662	99.74	99.81	100.85	100.79
282,943,769	3,262,300	33.56	34.62	91.32	88.54
104,238,125	0	99.40	99.35	100.67	100.72
42,306,399	0	99.78	99.77	100.72	100.73
61,931,726	0	32.86	30.75	93.39	99.80
118,382,269	14,200	96.94	97.13	100.06	99.87
55,694,801	0	98.59	99.15	100.09	99.53
62,687,468	14,200	34.05	21.06	98.86	159.79
158,389,097	26,300	98.69	98.69	107.04	107.03
55,304,472	0	99.56	99.60	107.05	107.01
103,084,625	26,300	22.45	21.05	106.07	113.14
209,318,281	88,500	97.95	97.88	101.73	101.80
57,437,950	0	99.46	99.34	101.77	101.90
151,880,331	88,500	22.23	26.44	99.66	83.82
198,392,309	412,700	97.59	98.06	99.23	98.76
94,159,065	412,700	98.90	99.33	99.15	98.71
104,233,244	0	27.16	25.86	104.24	109.49
32,256,781	0	98.15	96.40	133.13	135.55
10,190,716	0	99.47	98.61	133.75	134.92
22,066,065	0	40.18	16.14	110.68	275.55
56,610,971	1,867,000	98.33	98.31	99.66	99.68
21,140,044	0	99.43	99.43	99.77	99.77
35,470,927	1,867,000	27.83	31.14	92.89	83.01

(3) 決算額の対前年度比較

税目	区分 総 現 繰	令和5年度			令和4	
		調定額 A	収入済額 B	収入歩合	調定額 C	収入済額 D
県 税	総 現 繰	164,737,328,090 163,405,708,435 1,331,619,655	163,200,342,180 162,804,676,535 395,665,645	99.07 99.63 29.71	162,353,147,152 160,979,553,424 1,373,593,728	160,891,098,603 160,493,385,744 397,712,859
個人県民税	総 現 繰	48,170,525,918 47,154,022,295 1,016,503,623	47,050,665,678 46,744,602,651 306,063,027	97.68 99.13 30.11	47,056,832,984 46,007,340,517 1,049,492,467	45,951,481,011 45,635,564,272 315,916,739
法人県民税	総 現 繰	3,463,321,902 3,447,235,500 16,086,402	3,443,134,986 3,436,965,258 6,169,728	99.42 99.70 38.35	3,548,419,493 3,531,911,200 16,508,293	3,530,945,637 3,525,677,109 5,268,528
県民税利子割	総 現 繰	78,861,952 78,861,793 159	78,861,952 78,861,793 159	100.00 100.00 100.00	84,551,367 84,551,367 0	84,551,208 84,551,208 0
個人事業税	総 現 繰	1,537,361,393 1,512,662,200 24,699,193	1,503,588,727 1,490,065,439 13,523,288	97.80 98.51 54.75	1,545,770,158 1,525,101,500 20,668,658	1,520,208,050 1,512,412,672 7,795,378
法人事業税	総 現 繰	34,228,936,699 34,172,425,200 56,511,499	34,151,304,938 34,127,217,893 24,087,045	99.77 99.87 42.62	34,371,206,564 34,315,280,000 55,926,564	34,306,198,365 34,289,541,910 16,656,455
地方消費税	総 現 繰	37,110,767,521 37,110,767,521 0	37,110,767,521 37,110,767,521 0	100.00 100.00	36,368,914,134 36,368,914,134 0	36,368,914,134 36,368,914,134 0
(1) 譲渡割	総 現 繰	30,237,139,804 30,237,139,804 0	30,237,139,804 30,237,139,804 0	100.00 100.00	29,717,806,022 29,717,806,022 0	29,717,806,022 29,717,806,022 0
(2) 貨物割	総 現 繰	6,873,627,717 6,873,627,717 0	6,873,627,717 6,873,627,717 0	100.00 100.00	6,651,108,112 6,651,108,112 0	6,651,108,112 6,651,108,112 0
不動産取得税	総 現 繰	4,066,223,673 3,957,330,800 108,892,873	3,934,833,202 3,924,451,215 10,381,987	96.77 99.17 9.53	4,228,336,641 4,113,908,200 114,428,441	4,104,395,980 4,087,843,964 16,552,016
県たばこ税	総 現 繰	1,932,369,147 1,932,369,147 0	1,932,369,147 1,932,369,147 0	100.00 100.00	1,916,906,837 1,916,906,837 0	1,916,906,837 1,916,906,837 0
ゴルフ場利用税	総 現 繰	407,964,720 407,964,720 0	407,964,720 407,964,720 0	100.00 100.00	403,024,080 403,024,080 0	403,024,080 403,024,080 0
軽油引取税	総 現 繰	11,982,252,222 11,982,252,222 0	11,943,958,860 11,943,958,860 0	99.68 99.68	11,845,484,047 11,845,484,047 0	11,845,441,996 11,845,441,996 0
自動車税	総 現 繰	19,233,110,106 19,125,272,000 107,838,106	19,118,347,412 19,082,907,001 35,440,411	99.40 99.78 32.86	19,134,875,805 19,019,406,900 115,468,905	19,011,294,063 18,975,782,920 35,511,143
(1) 環境性能割	総 現 繰	1,203,009,800 1,203,009,800 0	1,203,009,800 1,203,009,800 0	100.00 100.00	1,052,053,000 1,052,053,000 0	1,052,053,000 1,052,053,000 0
(2) 種別割	総 現 繰	18,030,100,306 17,922,262,200 107,838,106	17,915,337,612 17,879,897,201 35,440,411	99.36 99.76 32.86	18,082,822,805 17,967,353,900 115,468,905	17,959,241,063 17,923,729,920 35,511,143
鉦区税	総 現 繰	12,791,200 11,703,400 1,087,800	11,703,400 11,703,400 0	91.50 100.00	12,964,000 11,863,600 1,100,400	11,876,200 11,863,600 12,600
狩猟税	総 現 繰	22,927,300 22,927,300 0	22,927,300 22,927,300 0	100.00 100.00	23,479,300 23,479,300 0	23,479,300 23,479,300 0
核燃料税	総 現 繰	2,257,030,500 2,257,030,500 0	2,257,030,500 2,257,030,500 0	100.00 100.00	1,608,739,000 1,608,739,000 0	1,608,739,000 1,608,739,000 0
産業廃棄物税	総 現 繰	184,378,737 184,378,737 0	184,378,737 184,378,737 0	100.00 100.00	185,753,142 185,753,142 0	185,753,142 185,753,142 0
旧自動車取得税	総 現 繰	48,505,100 48,505,100 0	48,505,100 48,505,100 0	100.00 100.00	17,889,600 17,889,600 0	17,889,600 17,889,600 0
旧軽油引取税	総 現 繰	0 0 0	0 0 0		0 0 0	0 0 0

(単位:円,%)

年 度	前 年 度 と の 比 較					
	収入歩合	調定額 A-C	A/C	収入済額 B-D	B/D	収入歩合増減
99.10		2,384,180,938	101.47	2,309,243,577	101.44	△ 0.03
99.70		2,426,155,011	101.51	2,311,290,791	101.44	△ 0.07
28.95		△ 41,974,073	96.94	△ 2,047,214	99.49	0.76
97.65		1,113,692,934	102.37	1,099,184,667	102.39	0.03
99.19		1,146,681,778	102.49	1,109,038,379	102.43	△ 0.06
30.10		△ 32,988,844	96.86	△ 9,853,712	96.88	0.01
99.51		△ 85,097,591	97.60	△ 87,810,651	97.51	△ 0.09
99.82		△ 84,675,700	97.60	△ 88,711,851	97.48	△ 0.12
31.91		△ 421,891	97.44	901,200	117.11	6.44
100.00		△ 5,689,415	93.27	△ 5,689,256	93.27	0.00
100.00		△ 5,689,574	93.27	△ 5,689,415	93.27	0.00
		159	-	159	-	-
98.35		△ 8,408,765	99.46	△ 16,619,323	98.91	△ 0.55
99.17		△ 12,439,300	99.18	△ 22,347,233	98.52	△ 0.66
37.72		4,030,535	119.50	5,727,910	173.48	17.03
99.81		△ 142,269,865	99.59	△ 154,893,427	99.55	△ 0.04
99.92		△ 142,854,800	99.58	△ 162,324,017	99.53	△ 0.05
29.78		584,935	101.05	7,430,590	144.61	12.84
100.00		741,853,387	102.04	741,853,387	102.04	0.00
100.00		741,853,387	102.04	741,853,387	102.04	0.00
		0	-	0	-	-
100.00		519,333,782	101.75	519,333,782	101.75	0.00
100.00		519,333,782	101.75	519,333,782	101.75	0.00
		0	-	0	-	-
100.00		222,519,605	103.35	222,519,605	103.35	0.00
100.00		222,519,605	103.35	222,519,605	103.35	0.00
		0	-	0	-	-
97.07		△ 162,112,968	96.17	△ 169,562,778	95.87	△ 0.30
99.37		△ 156,577,400	96.19	△ 163,392,749	96.00	△ 0.20
14.46		△ 5,535,568	95.16	△ 6,170,029	62.72	△ 4.93
100.00		15,462,310	100.81	15,462,310	100.81	0.00
100.00		15,462,310	100.81	15,462,310	100.81	0.00
		0	-	0	-	-
100.00		4,940,640	101.23	4,940,640	101.23	0.00
100.00		4,940,640	101.23	4,940,640	101.23	0.00
		0	-	0	-	-
100.00		136,768,175	101.15	98,516,864	100.83	△ 0.32
100.00		136,768,175	101.15	98,516,864	100.83	△ 0.32
		0	-	0	-	0.00
99.35		98,234,301	100.51	107,053,349	100.56	0.05
99.77		105,865,100	100.56	107,124,081	100.56	0.01
30.75		△ 7,630,799	93.39	△ 70,732	99.80	2.11
100.00		150,956,800	114.35	150,956,800	114.35	0.00
100.00		150,956,800	114.35	150,956,800	114.35	0.00
		0	-	0	-	-
99.32		△ 52,722,499	99.71	△ 43,903,451	99.76	0.04
99.76		△ 45,091,700	99.75	△ 43,832,719	99.76	0.00
30.75		△ 7,630,799	93.39	△ 70,732	99.80	2.11
91.61		△ 172,800	98.67	△ 172,800	98.54	△ 0.11
100.00		△ 160,200	98.65	△ 160,200	98.65	0.00
1.15		△ 12,600	98.85	△ 12,600	-	△ 1.15
100.00		△ 552,000	97.65	△ 552,000	97.65	0.00
100.00		△ 552,000	97.65	△ 552,000	97.65	0.00
		0	-	0	-	-
100.00		648,291,500	140.30	648,291,500	140.30	0.00
100.00		648,291,500	140.30	648,291,500	140.30	0.00
		0	-	0	-	0.00
100.00		△ 1,374,405	99.26	△ 1,374,405	99.26	0.00
100.00		△ 1,374,405	99.26	△ 1,374,405	99.26	0.00
		0	-	0	-	-
100.00		30,615,500	-	30,615,500	-	-
100.00		30,615,500	-	30,615,500	-	-
		0	-	0	-	-
		0	-	0	-	-
		0	-	0	-	-

(4) 局・支庁別・税目別調定収入状況

局・支庁		鹿 児 島 地 域 振 興 局					収 入 本年度
税 目	区 分	調 定 額	収 入 済 額	不 納 欠 損 額	収 入 未 済 額		
県 税	総 現 繰	103,195,190,262	102,600,291,702	49,383,970	555,661,592	99.42	
		102,695,599,297	102,432,604,343	148,181	272,717,823	99.74	
		499,590,965	167,687,359	49,235,789	282,943,769	33.56	
個 人 県 民 税	総 現 繰	24,616,582,734	24,129,720,480	41,533,112	455,476,144	98.02	
		24,171,899,287	23,982,847,419	136,671	198,786,247	99.22	
		444,683,447	146,873,061	41,396,441	256,689,897	33.03	
法 人 県 民 税	総 現 繰	2,118,965,589	2,110,867,521	1,256,974	6,841,094	99.62	
		2,111,008,400	2,106,997,756	11,510	3,999,134	99.81	
		7,957,189	3,869,765	1,245,464	2,841,960	48.63	
県 民 税 利 子 割	総 現 繰	69,194,452	69,194,452	0	0	100.00	
		69,194,452	69,194,452	0	0	100.00	
		0	0	0	0		
個 人 事 業 税	総 現 繰	868,168,491	849,966,321	571,575	17,630,595	97.90	
		852,182,000	841,571,177	0	10,610,823	98.75	
		15,986,491	8,395,144	571,575	7,019,772	52.51	
法 人 事 業 税	総 現 繰	21,974,895,322	21,961,744,226	4,071,309	9,079,787	99.94	
		21,960,324,200	21,955,345,178	0	4,979,022	99.98	
		14,571,122	6,399,048	4,071,309	4,100,765	43.92	
地 方 消 費 税	総 現 繰	37,110,767,521	37,110,767,521	0	0	100.00	
		37,110,767,521	37,110,767,521	0	0	100.00	
		0	0	0	0		
(1) 譲 渡 割	総 現 繰	30,237,139,804	30,237,139,804	0	0	100.00	
		30,237,139,804	30,237,139,804	0	0	100.00	
		0	0	0	0		
(2) 貨 物 割	総 現 繰	6,873,627,717	6,873,627,717	0	0	100.00	
		6,873,627,717	6,873,627,717	0	0	100.00	
		0	0	0	0		
不 動 産 取 得 税	総 現 繰	2,258,178,216	2,227,886,606	1,951,000	28,340,610	98.66	
		2,241,785,500	2,225,736,265	0	16,049,235	99.28	
		16,392,716	2,150,341	1,951,000	12,291,375	13.12	
県 た ば こ 税	総 現 繰	1,932,369,147	1,932,369,147	0	0	100.00	
		1,932,369,147	1,932,369,147	0	0	100.00	
		0	0	0	0		
ゴ ル フ 場 利 用 税	総 現 繰	131,206,800	131,206,800	0	0	100.00	
		131,206,800	131,206,800	0	0	100.00	
		0	0	0	0		
軽 油 引 取 税	総 現 繰	11,981,565,834	11,943,272,472	0	38,293,362	99.68	
		11,981,565,834	11,943,272,472	0	38,293,362	99.68	
		0	0	0	0		
自 動 車 税	総 現 繰	0	0	0	0		
		0	0	0	0		
		0	0	0	0		
(1) 環 境 性 能 割	総 現 繰	0	0	0	0		
		0	0	0	0		
		0	0	0	0		
(2) 種 別 割	総 現 繰	0	0	0	0		
		0	0	0	0		
		0	0	0	0		
鉦 区 税	総 現 繰	2,129,200	2,129,200	0	0	100.00	
		2,129,200	2,129,200	0	0	100.00	
		0	0	0	0		
狩 猟 税	総 現 繰	4,720,100	4,720,100	0	0	100.00	
		4,720,100	4,720,100	0	0	100.00	
		0	0	0	0		
核 燃 料 税	総 現 繰	0	0	0	0		
		0	0	0	0		
		0	0	0	0		
産 業 廃 棄 物 税	総 現 繰	126,446,856	126,446,856	0	0	100.00	
		126,446,856	126,446,856	0	0	100.00	
		0	0	0	0		
旧 自 動 車 取 得 税	総 現 繰	0	0	0	0		
		0	0	0	0		
		0	0	0	0		
旧 軽 油 引 取 税	総 現 繰	0	0	0	0		
		0	0	0	0		
		0	0	0	0		

(単位:円, %)

鹿 児 島 地 域 振 興 局 自 動 車 税 課						
歩 合 前年度	調 定 額	収 入 済 額	不 納 欠 損 額	収 入 未 済 額	収 入 歩 合	
					本 年 度	前 年 度
99.46	19,281,615,206	19,166,852,512	10,524,569	104,238,125	99.40	99.35
99.81	19,173,777,100	19,131,412,101	58,600	42,306,399	99.78	99.77
34.62	107,838,106	35,440,411	10,465,969	61,931,726	32.86	30.75
97.98	0	0	0	0		
99.27	0	0	0	0		
34.59	0	0	0	0		
99.63	0	0	0	0		
99.84	0	0	0	0		
36.33	0	0	0	0		
100.00	0	0	0	0		
100.00	0	0	0	0		
	0	0	0	0		
98.17	0	0	0	0		
99.15	0	0	0	0		
32.82	0	0	0	0		
99.93	0	0	0	0		
99.98	0	0	0	0		
54.03	0	0	0	0		
100.00	0	0	0	0		
100.00	0	0	0	0		
	0	0	0	0		
100.00	0	0	0	0		
100.00	0	0	0	0		
	0	0	0	0		
100.00	0	0	0	0		
100.00	0	0	0	0		
	0	0	0	0		
98.79	0	0	0	0		
99.74	0	0	0	0		
21.20	0	0	0	0		
100.00	0	0	0	0		
100.00	0	0	0	0		
	0	0	0	0		
100.00	0	0	0	0		
100.00	0	0	0	0		
	0	0	0	0		
100.00	0	0	0	0		
100.00	0	0	0	0		
	0	0	0	0		
19,233,110,106	19,118,347,412	10,524,569	104,238,125	99.40	99.35	
19,125,272,000	19,082,907,001	58,600	42,306,399	99.78	99.77	
107,838,106	35,440,411	10,465,969	61,931,726	32.86	30.75	
1,203,009,800	1,203,009,800	0	0	100.00	100.00	
1,203,009,800	1,203,009,800	0	0	100.00	100.00	
0	0	0	0			
18,030,100,306	17,915,337,612	10,524,569	104,238,125	99.36	99.32	
17,922,262,200	17,879,897,201	58,600	42,306,399	99.76	99.76	
107,838,106	35,440,411	10,465,969	61,931,726	32.86	30.75	
100.00	0	0	0	0		
100.00	0	0	0	0		
	0	0	0	0		
100.00	0	0	0	0		
100.00	0	0	0	0		
	0	0	0	0		
100.00	0	0	0	0		
100.00	0	0	0	0		
	0	0	0	0		
48,505,100	48,505,100	0	0	100.00	100.00	
48,505,100	48,505,100	0	0	100.00	100.00	
0	0	0	0			
0	0	0	0			
0	0	0	0			

局・支庁		南 薩 地 域 振 興 局				
税 目	区 分	調 定 額	収 入 済 額	不 納 欠 損 額	収 入 未 済 額	収 入
						本 年 度
県 税	総 現 繰	4,024,030,053 3,921,068,269 102,961,784	3,900,925,109 3,865,871,114 35,053,995	5,314,959 94,638 5,220,321	118,382,269 55,694,801 62,687,468	96.94 98.59 34.05
個 人 県 民 税	総 現 繰	2,795,099,491 2,721,750,632 73,348,859	2,726,261,836 2,697,742,557 28,519,279	4,790,140 94,638 4,695,502	64,639,799 24,505,721 40,134,078	97.54 99.12 38.88
法 人 県 民 税	総 現 繰	109,350,550 108,150,600 1,199,950	106,554,050 105,839,000 715,050	229,300 0 229,300	2,567,200 2,311,600 255,600	97.44 97.86 59.59
県 民 税 利 子 割	総 現 繰	1,116,315 1,116,156 159	1,116,315 1,116,156 159	0 0 0	0 0 0	100.00 100.00 100.00
個 人 事 業 税	総 現 繰	85,608,587 84,780,900 827,687	84,380,594 83,869,820 510,774	52,719 0 52,719	1,175,274 911,080 264,194	98.57 98.93 61.71
法 人 事 業 税	総 現 繰	818,986,120 813,456,600 5,529,520	800,521,125 795,534,692 4,986,433	137,500 0 137,500	18,327,495 17,921,908 405,587	97.75 97.80 90.18
地 方 消 費 税	総 現 繰	0 0 0	0 0 0	0 0 0	0 0 0	
(1) 譲 渡 割	総 現 繰	0 0 0	0 0 0	0 0 0	0 0 0	
(2) 貨 物 割	総 現 繰	0 0 0	0 0 0	0 0 0	0 0 0	
不 動 産 取 得 税	総 現 繰	179,883,909 157,828,300 22,055,609	148,106,108 147,783,808 322,300	105,300 0 105,300	31,672,501 10,044,492 21,628,009	82.33 93.64 1.46
県 た ば こ 税	総 現 繰	0 0 0	0 0 0	0 0 0	0 0 0	
ゴ ル フ 場 利 用 税	総 現 繰	28,714,080 28,714,080 0	28,714,080 28,714,080 0	0 0 0	0 0 0	100.00 100.00
軽 油 引 取 税	総 現 繰	50,299 50,299 0	50,299 50,299 0	0 0 0	0 0 0	100.00 100.00
自 動 車 税	総 現 繰	0 0 0	0 0 0	0 0 0	0 0 0	
(1) 環 境 性 能 割	総 現 繰	0 0 0	0 0 0	0 0 0	0 0 0	
(2) 種 別 割	総 現 繰	0 0 0	0 0 0	0 0 0	0 0 0	
鉦 区 税	総 現 繰	801,900 801,900 0	801,900 801,900 0	0 0 0	0 0 0	100.00 100.00
狩 猟 税	総 現 繰	1,557,100 1,557,100 0	1,557,100 1,557,100 0	0 0 0	0 0 0	100.00 100.00
核 燃 料 税	総 現 繰	0 0 0	0 0 0	0 0 0	0 0 0	
産 業 廃 棄 物 税	総 現 繰	2,861,702 2,861,702 0	2,861,702 2,861,702 0	0 0 0	0 0 0	100.00 100.00
旧 自 動 車 取 得 税	総 現 繰	0 0 0	0 0 0	0 0 0	0 0 0	
旧 軽 油 引 取 税	総 現 繰	0 0 0	0 0 0	0 0 0	0 0 0	

(単位:円, %)

北 薩 地 域 振 興 局						
歩 合 前年度	調 定 額	収 入 済 額	不 納 欠 損 額	収 入 未 済 額	収 入 歩 合	
					本 年 度	前 年 度
97.13 99.15 21.06	12,858,647,004 12,712,242,400 146,404,604	12,689,739,510 12,656,867,155 32,872,355	10,653,146 199,308 10,453,838	158,389,097 55,304,472 103,084,625	98.69 99.56 22.45	98.69 99.60 21.05
96.93 99.22 23.16	5,166,632,826 5,028,372,382 138,260,444	5,009,099,999 4,979,348,434 29,751,565	8,264,402 199,308 8,065,094	149,403,174 48,953,175 100,449,999	96.95 99.03 21.52	97.09 99.13 20.88
98.85 99.69 25.88	365,471,921 364,309,400 1,162,521	364,398,454 363,975,600 422,854	136,344 0 136,344	937,123 333,800 603,323	99.71 99.91 36.37	99.62 99.82 33.33
99.99 99.99	1,323,163 1,323,163 0	1,323,163 1,323,163 0	0 0 0	0 0 0	100.00 100.00	100.00 100.00
99.06 99.39 55.99	139,394,310 138,442,300 952,010	136,497,600 135,591,500 906,100	0 0 0	2,896,710 2,850,800 45,910	97.92 97.94 95.18	99.16 99.34 50.84
99.32 99.94	4,378,759,775 4,374,503,400 4,256,375	4,374,860,660 4,373,910,861 949,799	1,828,500 0 1,828,500	2,070,615 592,539 1,478,076	99.91 99.99 22.31	99.90 99.94 6.88
	0 0 0	0 0 0	0 0 0	0 0 0		
	0 0 0	0 0 0	0 0 0	0 0 0		
	0 0 0	0 0 0	0 0 0	0 0 0		
87.79 93.62 13.47	433,364,354 431,591,100 1,773,254	429,858,979 429,016,942 842,037	423,900 0 423,900	3,081,475 2,574,158 507,317	99.19 99.40 47.49	99.50 99.77 34.97
	0 0 0	0 0 0	0 0 0	0 0 0		
100.00 100.00	75,396,240 75,396,240 0	75,396,240 75,396,240 0	0 0 0	0 0 0	100.00 100.00	100.00 100.00
100.00 100.00	8,506 8,506 0	8,506 8,506 0	0 0 0	0 0 0	100.00 100.00	100.00 100.00
	0 0 0	0 0 0	0 0 0	0 0 0		
	0 0 0	0 0 0	0 0 0	0 0 0		
	0 0 0	0 0 0	0 0 0	0 0 0		
100.00 100.00 100.00	648,800 648,800 0	648,800 648,800 0	0 0 0	0 0 0	100.00 100.00	100.00 100.00
100.00 100.00	4,279,400 4,279,400 0	4,279,400 4,279,400 0	0 0 0	0 0 0	100.00 100.00	100.00 100.00
	2,257,030,500 2,257,030,500 0	2,257,030,500 2,257,030,500 0	0 0 0	0 0 0	100.00 100.00	100.00 100.00
100.00 100.00	36,337,209 36,337,209 0	36,337,209 36,337,209 0	0 0 0	0 0 0	100.00 100.00	100.00 100.00
	0 0 0	0 0 0	0 0 0	0 0 0		
	0 0 0	0 0 0	0 0 0	0 0 0		

局・支庁		始良・伊佐地域振興局				
税目	区分	調定額	収入済額	不納欠損額	収入未済額	収入
						本年度
県 税	総現繰	10,743,550,238	10,522,885,843	13,388,147	209,318,281	97.95
		10,532,828,247	10,476,033,125	1,388,626	57,437,950	99.46
		210,721,991	46,852,718	11,999,521	151,880,331	22.23
個人県民税	総現繰	6,537,095,311	6,395,476,632	12,893,974	130,766,738	97.83
		6,406,229,746	6,354,446,422	1,388,626	52,426,152	99.19
		130,865,565	41,030,210	11,505,348	78,340,586	31.35
法人県民税	総現繰	357,410,234	353,373,329	40,200	3,996,705	98.87
		353,643,600	352,867,273	0	776,327	99.78
		3,766,634	506,056	40,200	3,220,378	13.44
県民税利子割	総現繰	2,117,613	2,117,613	0	0	100.00
		2,117,613	2,117,613	0	0	100.00
		0	0	0	0	
個人事業税	総現繰	159,753,051	157,265,687	125,100	2,362,264	98.44
		156,976,200	155,360,313	0	1,615,887	98.97
		2,776,851	1,905,374	125,100	746,377	68.62
法人事業税	総現繰	2,985,019,585	2,965,721,077	0	19,298,508	99.35
		2,966,550,000	2,965,239,016	0	1,310,984	99.96
		18,469,585	482,061	0	17,987,524	2.61
地方消費税	総現繰	0	0	0	0	
		0	0	0	0	
		0	0	0	0	
(1) 譲渡割	総現繰	0	0	0	0	
		0	0	0	0	
		0	0	0	0	
(2) 貨物割	総現繰	0	0	0	0	
		0	0	0	0	
		0	0	0	0	
不動産取得税	総現繰	551,750,956	498,528,017	328,873	52,894,066	90.35
		496,907,600	495,599,000	0	1,308,600	99.74
		54,843,356	2,929,017	328,873	51,585,466	5.34
県たばこ税	総現繰	0	0	0	0	
		0	0	0	0	
		0	0	0	0	
ゴルフ場利用税	総現繰	128,846,400	128,846,400	0	0	100.00
		128,846,400	128,846,400	0	0	100.00
		0	0	0	0	
軽油引取税	総現繰	213,078	213,078	0	0	100.00
		213,078	213,078	0	0	100.00
		0	0	0	0	
自動車税	総現繰	0	0	0	0	
		0	0	0	0	
		0	0	0	0	
(1) 環境性能割	総現繰	0	0	0	0	
		0	0	0	0	
		0	0	0	0	
(2) 種別割	総現繰	0	0	0	0	
		0	0	0	0	
		0	0	0	0	
鉾区税	総現繰	5,649,500	5,649,500	0	0	100.00
		5,649,500	5,649,500	0	0	100.00
		0	0	0	0	
狩猟税	総現繰	4,399,700	4,399,700	0	0	100.00
		4,399,700	4,399,700	0	0	100.00
		0	0	0	0	
核燃料税	総現繰	0	0	0	0	
		0	0	0	0	
		0	0	0	0	
産業廃棄物税	総現繰	11,294,810	11,294,810	0	0	100.00
		11,294,810	11,294,810	0	0	100.00
		0	0	0	0	
旧自動車取得税	総現繰	0	0	0	0	
		0	0	0	0	
		0	0	0	0	
旧軽油引取税	総現繰	0	0	0	0	
		0	0	0	0	
		0	0	0	0	

(単位:円, %)

大 隅 地 域 振 興 局							
歩 合 前年度	調 定 額	収 入 済 額	不 納 欠 損 額	収 入 未 済 額	収 入 歩 合		
					本 年 度	前 年 度	
97.88	9,050,734,415	8,832,783,861	20,521,729	198,392,309	97.59	98.06	
99.34	8,885,541,403	8,787,916,526	4,417,140	94,159,065	98.90	99.33	
26.44	165,193,012	44,867,335	16,104,589	104,233,244	27.16	25.86	
97.79	5,534,358,578	5,359,147,639	18,060,786	158,113,637	96.83	97.15	
99.08	5,388,824,465	5,321,406,759	2,745,040	65,623,994	98.75	99.04	
35.55	145,534,113	37,740,880	15,315,746	92,489,643	25.93	24.51	
98.92	286,258,877	282,589,106	119,120	3,550,651	98.72	99.39	
99.77	284,820,400	282,252,800	0	2,567,600	99.10	99.81	
23.06	1,438,477	336,306	119,120	983,051	23.38	35.47	
100.00	2,783,780	2,783,780	0	0	100.00	100.00	
100.00	2,783,780	2,783,780	0	0	100.00	100.00	
	0	0	0	0			
98.23	179,774,854	172,321,125	388,348	7,065,381	95.85	97.95	
99.05	176,200,300	171,096,829	0	5,103,471	97.10	99.09	
50.02	3,574,554	1,224,296	388,348	1,961,910	34.25	40.48	
99.34	2,568,836,310	2,546,613,961	260,245	21,962,104	99.13	99.82	
99.83	2,564,598,900	2,544,746,500	0	19,852,400	99.23	99.87	
20.87	4,237,410	1,867,461	260,245	2,109,704	44.07	43.88	
	0	0	0	0			
	0	0	0	0			
	0	0	0	0			
	0	0	0	0			
	0	0	0	0			
	0	0	0	0			
	0	0	0	0			
91.05	444,842,958	435,449,192	1,693,230	7,700,536	97.89	97.33	
99.39	434,434,500	431,750,800	1,672,100	1,011,600	99.38	99.29	
6.20	10,408,458	3,698,392	21,130	6,688,936	35.53	32.46	
100.00	0	0	0	0			
100.00	0	0	0	0			
	0	0	0	0			
100.00	25,610,400	25,610,400	0	0	100.00	100.00	
100.00	25,610,400	25,610,400	0	0	100.00	100.00	
	0	0	0	0			
100.00	27,088	27,088	0	0	100.00	100.00	
100.00	27,088	27,088	0	0	100.00	100.00	
	0	0	0	0			
	0	0	0	0			
	0	0	0	0			
	0	0	0	0			
	0	0	0	0			
	0	0	0	0			
	0	0	0	0			
100.00	0	0	0	0			
100.00	0	0	0	0			
	0	0	0	0			
100.00	5,292,100	5,292,100	0	0	100.00	100.00	
100.00	5,292,100	5,292,100	0	0	100.00	100.00	
	0	0	0	0			
	0	0	0	0			
	0	0	0	0			
100.00	2,949,470	2,949,470	0	0	100.00	100.00	
100.00	2,949,470	2,949,470	0	0	100.00	100.00	
	0	0	0	0			
	0	0	0	0			
	0	0	0	0			

局・支庁		熊毛支庁				
税目	区分	調定額	収入済額	不納欠損額	収入未済額	収入
						本年度
県 税	総現線	1,948,740,728	1,912,642,855	4,049,068	32,256,781	98.15
		1,905,292,421	1,895,187,059	122,622	10,190,716	99.47
		43,448,307	17,455,796	3,926,446	22,066,065	40.18
個人県民税	総現線	998,632,914	964,537,235	3,153,611	31,150,044	96.59
		965,895,093	956,388,731	120,922	9,593,416	99.02
		32,737,821	8,148,504	3,032,689	21,556,628	24.89
法人県民税	総現線	107,775,900	107,662,000	19,200	94,700	99.89
		107,609,300	107,567,400	1,700	40,200	99.96
		166,600	94,600	17,500	54,500	56.78
県民税利子割	総現線	75,417	75,417	0	0	100.00
		75,417	75,417	0	0	100.00
		0	0	0	0	
個人事業税	総現線	36,422,300	35,927,000	0	495,300	98.64
		36,422,300	35,927,000	0	495,300	98.64
		0	0	0	0	
法人事業税	総現線	714,028,436	713,983,192	0	45,244	99.99
		704,849,000	704,849,000	0	0	100.00
		9,179,436	9,134,192	0	45,244	99.51
地方消費税	総現線	0	0	0	0	
		0	0	0	0	
		0	0	0	0	
(1) 譲渡割	総現線	0	0	0	0	
		0	0	0	0	
		0	0	0	0	
(2) 貨物割	総現線	0	0	0	0	
		0	0	0	0	
		0	0	0	0	
不動産取得税	総現線	82,868,650	82,608,700	108,257	151,693	99.69
		82,592,000	82,530,200	0	61,800	99.93
		276,650	78,500	108,257	89,893	28.38
県たばこ税	総現線	0	0	0	0	
		0	0	0	0	
		0	0	0	0	
ゴルフ場利用税	総現線	5,067,840	5,067,840	0	0	100.00
		5,067,840	5,067,840	0	0	100.00
		0	0	0	0	
軽油引取税	総現線	11,656	11,656	0	0	100.00
		11,656	11,656	0	0	100.00
		0	0	0	0	
自動車税	総現線	0	0	0	0	
		0	0	0	0	
		0	0	0	0	
(1) 環境性能割	総現線	0	0	0	0	
		0	0	0	0	
		0	0	0	0	
(2) 種別割	総現線	0	0	0	0	
		0	0	0	0	
		0	0	0	0	
釧 区 税	総現線	1,087,800	0	768,000	319,800	
		0	0	0	0	
		1,087,800	0	768,000	319,800	
狩 猟 税	総現線	842,700	842,700	0	0	100.00
		842,700	842,700	0	0	100.00
		0	0	0	0	
核 燃 料 税	総現線	0	0	0	0	
		0	0	0	0	
		0	0	0	0	
産業廃棄物税	総現線	1,927,115	1,927,115	0	0	100.00
		1,927,115	1,927,115	0	0	100.00
		0	0	0	0	
旧自動車取得税	総現線	0	0	0	0	
		0	0	0	0	
		0	0	0	0	
旧軽油引取税	総現線	0	0	0	0	
		0	0	0	0	
		0	0	0	0	

(単位:円, %)

大 島 支 庁						
歩 合 前年度	調 定 額	収 入 済 額	不 納 欠 損 額	収 入 未 済 額	収 入 歩 合	
					本 年 度	前 年 度
96.40	3,634,820,184	3,574,220,788	4,719,046	56,610,971	98.33	98.31
98.61	3,579,359,298	3,558,785,112	162,213	21,140,044	99.43	99.43
16.14	55,460,886	15,435,676	4,556,833	35,470,927	27.83	31.14
96.16	2,522,124,064	2,466,421,857	4,719,046	51,713,782	97.79	97.76
98.85	2,471,050,690	2,452,422,329	162,213	19,194,219	99.25	99.29
19.08	51,073,374	13,999,528	4,556,833	32,519,563	27.41	31.89
99.61	118,088,831	117,690,526	0	398,305	99.66	99.56
99.73	117,693,800	117,465,429	0	228,371	99.81	99.80
64.31	395,031	225,097	0	169,934	56.98	21.52
100.00	2,251,212	2,251,212	0	0	100.00	100.00
100.00	2,251,212	2,251,212	0	0	100.00	100.00
	0	0	0	0		
100.00	68,239,800	67,230,400	0	1,009,400	98.52	98.87
100.00	67,658,200	66,648,800	0	1,009,400	98.51	98.87
100.00	581,600	581,600	0	0	100.00	
95.99	788,411,151	787,860,697	0	550,454	99.93	99.78
97.51	788,143,100	787,592,646	0	550,454	99.93	99.96
0.24	268,051	268,051	0	0	100.00	0.60
	0	0	0	0		
	0	0	0	0		
	0	0	0	0		
	0	0	0	0		
	0	0	0	0		
	0	0	0	0		
99.49	115,334,630	112,395,600	0	2,939,030	97.45	97.81
99.83	112,191,800	112,034,200	0	157,600	99.86	98.62
31.99	3,142,830	361,400	0	2,781,430	11.50	34.03
	0	0	0	0		
	0	0	0	0		
	0	0	0	0		
100.00	13,122,960	13,122,960	0	0	100.00	100.00
100.00	13,122,960	13,122,960	0	0	100.00	100.00
	0	0	0	0		
100.00	375,761	375,761	0	0	100.00	100.00
100.00	375,761	375,761	0	0	100.00	100.00
	0	0	0	0		
	0	0	0	0		
	0	0	0	0		
	0	0	0	0		
	0	0	0	0		
	0	0	0	0		
	0	0	0	0		
	0	0	0	0		
	2,474,000	2,474,000	0	0	100.00	100.00
	2,474,000	2,474,000	0	0	100.00	100.00
	0	0	0	0		
100.00	1,836,200	1,836,200	0	0	100.00	100.00
100.00	1,836,200	1,836,200	0	0	100.00	100.00
	0	0	0	0		
	0	0	0	0		
	0	0	0	0		
100.00	2,561,575	2,561,575	0	0	100.00	100.00
100.00	2,561,575	2,561,575	0	0	100.00	100.00
	0	0	0	0		
	0	0	0	0		
	0	0	0	0		
	0	0	0	0		

(単位:円, %)

局・支庁		合 計					
税 目	区 分	調 定 額	収 入 済 額	不 納 欠 損 額	収 入 未 済 額	収 入	
						本 年 度	
県 税	総 現 繰	164,737,328,090 163,405,708,435 1,331,619,655	163,200,342,180 162,804,676,535 395,665,645	118,554,634 6,591,328 111,963,306	1,433,249,425 608,951,270 824,298,155	99.07 99.63 29.71	
	個人県民税	48,170,525,918 47,154,022,295 1,016,503,623	47,050,665,678 46,744,602,651 306,063,027	93,415,071 4,847,418 88,567,653	1,041,263,318 419,082,924 622,180,394	97.68 99.13 30.11	
	法人県民税	3,463,321,902 3,447,235,500 16,086,402	3,443,134,986 3,436,965,258 6,169,728	1,801,138 13,210 1,787,928	18,385,778 10,257,032 8,128,746	99.42 99.70 38.35	
県民税利子割	総 現 繰	78,861,952 78,861,793 159	78,861,952 78,861,793 159	0 0 0	0 0 0	100.00 100.00 100.00	
個人事業税	総 現 繰	1,537,361,393 1,512,662,200 24,699,193	1,503,588,727 1,490,065,439 13,523,288	1,137,742 0 1,137,742	32,634,924 22,596,761 10,038,163	97.80 98.51 54.75	
	法人事業税	34,228,936,699 34,172,425,200 56,511,499	34,151,304,938 34,127,217,893 24,087,045	6,297,554 0 6,297,554	71,334,207 45,207,307 26,126,900	99.77 99.87 42.62	
地方消費税	総 現 繰	37,110,767,521 37,110,767,521 0	37,110,767,521 37,110,767,521 0	0 0 0	0 0 0	100.00 100.00 0	
	(1) 譲渡割	総 現 繰	30,237,139,804 30,237,139,804 0	30,237,139,804 30,237,139,804 0	0 0 0	0 0 0	100.00 100.00 0
	(2) 貨物割	総 現 繰	6,873,627,717 6,873,627,717 0	6,873,627,717 6,873,627,717 0	0 0 0	0 0 0	100.00 100.00 0
不動産取得税	総 現 繰	4,066,223,673 3,957,330,800 108,892,873	3,934,833,202 3,924,451,215 10,381,987	4,610,560 1,672,100 2,938,460	126,779,911 31,207,485 95,572,426	96.77 99.17 9.53	
	県たばこ税	総 現 繰	1,932,369,147 1,932,369,147 0	1,932,369,147 1,932,369,147 0	0 0 0	0 0 0	100.00 100.00 0
ゴルフ場利用税	総 現 繰	407,964,720 407,964,720 0	407,964,720 407,964,720 0	0 0 0	0 0 0	100.00 100.00 0	
軽油引取税	総 現 繰	11,982,252,222 11,982,252,222 0	11,943,958,860 11,943,958,860 0	0 0 0	38,293,362 38,293,362 0	99.68 99.68 0	
	自動車税	総 現 繰	19,233,110,106 19,125,272,000 107,838,106	19,118,347,412 19,082,907,001 35,440,411	10,524,569 58,600 10,465,969	104,238,125 42,306,399 61,931,726	99.40 99.78 32.86
(1) 環境性能割		総 現 繰	1,203,009,800 1,203,009,800 0	1,203,009,800 1,203,009,800 0	0 0 0	0 0 0	100.00 100.00 0
(2) 種別割		総 現 繰	18,030,100,306 17,922,262,200 107,838,106	17,915,337,612 17,879,897,201 35,440,411	10,524,569 58,600 10,465,969	104,238,125 42,306,399 61,931,726	99.36 99.76 32.86
鉱 区 税	総 現 繰	12,791,200 11,703,400 1,087,800	11,703,400 11,703,400 0	768,000 0 768,000	319,800 0 319,800	91.50 100.00 100.00	
	狩 獵 税	総 現 繰	22,927,300 22,927,300 0	22,927,300 22,927,300 0	0 0 0	0 0 0	100.00 100.00 0
核 燃 料 税	総 現 繰	2,257,030,500 2,257,030,500 0	2,257,030,500 2,257,030,500 0	0 0 0	0 0 0	100.00 100.00 0	
	産業廃棄物税	総 現 繰	184,378,737 184,378,737 0	184,378,737 184,378,737 0	0 0 0	0 0 0	100.00 100.00 0
旧自動車取得税		総 現 繰	48,505,100 48,505,100 0	48,505,100 48,505,100 0	0 0 0	0 0 0	100.00 100.00 0
	旧軽油引取税	総 現 繰	0 0 0	0 0 0	0 0 0	0 0 0	0 0 0

步 合
前年度
99.10 99.70 28.95
97.65 99.19 30.10
99.51 99.82 31.91
100.00 100.00
98.35 99.17 37.72
99.81 99.92 29.78
100.00 100.00
100.00 100.00
100.00 100.00
97.07 99.37 14.46
100.00 100.00
100.00 100.00
100.00 100.00
99.35 99.77 30.75
100.00 100.00
99.32 99.76 30.75
91.61 100.00 1.15
100.00 100.00
100.00 100.00
100.00 100.00
100.00 100.00

4 県税の税目別, 調定収入状況の累年比較

区分 年度	県 税				個 人 県 民 税			
	調 定 額	収 入 額	収入未済額	収入歩合	調 定 額	収 入 額	収入未済額	収入歩合
10	146,687,095	142,403,080	3,860,572	97.08	20,838,598	19,396,846	1,337,233	93.08
11	144,331,248	140,020,614	3,979,531	97.01	22,437,418	20,884,222	1,459,010	93.08
12	152,522,000	148,117,801	4,133,425	97.11	22,571,624	20,957,854	1,491,795	92.85
13	150,039,534	145,163,288	4,504,634	96.75	22,512,162	20,843,468	1,536,450	92.59
14	131,831,739	126,902,941	4,425,546	96.26	22,064,984	20,385,621	1,522,432	92.39
15	128,176,953	123,569,439	4,252,440	96.41	21,280,383	19,573,235	1,559,498	91.98
16	129,113,053	124,444,519	4,170,549	96.38	21,019,235	19,382,720	1,473,300	92.21
17	133,502,378	128,951,792	4,023,559	96.59	22,371,803	20,763,742	1,462,279	92.81
18	138,707,949	134,248,535	3,964,167	96.79	24,527,540	22,848,706	1,525,454	93.16
19	155,990,850	151,023,548	4,629,588	96.82	42,660,714	40,305,037	2,220,763	94.48
20	148,520,990	143,073,024	4,958,686	96.33	44,413,062	41,569,496	2,698,906	93.60
21	130,978,438	125,835,563	4,816,671	96.07	43,907,801	40,780,383	3,012,494	92.88
22	127,823,510	122,772,701	4,707,928	96.05	41,854,542	38,693,458	3,014,872	92.45
23	123,472,153	118,792,131	4,315,489	96.21	41,308,078	38,238,942	2,946,189	92.57
24	126,758,948	122,428,678	3,915,407	96.58	43,433,077	40,339,689	2,863,189	92.88
25	129,238,785	125,392,215	3,507,383	97.02	44,611,029	41,763,099	2,636,805	93.62
26	130,958,123	127,497,617	3,112,109	97.36	45,021,241	42,406,201	2,385,163	94.19
27	146,731,451	143,745,617	2,707,244	97.97	44,960,631	42,644,438	2,113,746	94.19
28	149,644,955	147,272,120	2,178,381	98.41	44,433,419	42,607,309	1,690,674	95.89
29	151,393,797	149,127,230	2,076,577	98.50	45,611,967	43,893,229	1,602,252	96.23
30	151,669,853	149,484,436	2,016,954	98.56	45,834,074	44,237,060	1,472,000	96.52
元	150,108,055	148,114,101	1,788,442	98.67	45,943,833	44,520,587	1,322,182	96.90
2	150,276,770	148,438,053	1,718,921	98.78	46,368,017	45,112,303	1,171,287	97.29
3	161,861,605	160,328,591	1,391,133	99.05	46,814,271	45,663,101	1,056,546	97.54
4	162,353,147	160,891,099	1,355,935	99.10	47,056,833	45,951,481	1,023,218	97.65
5	164,737,328	163,200,342	1,433,249	99.07	48,170,526	47,050,666	1,041,263	97.68

区分 年度	個 人 事 業 税				法 人 事 業 税			
	調 定 額	収 入 額	収入未済額	収入歩合	調 定 額	収 入 額	収入未済額	収入歩合
10	1,976,421	1,802,249	163,445	91.19	35,029,326	34,608,001	297,999	98.80
11	1,742,599	1,562,524	170,845	89.67	33,276,316	32,887,065	361,975	98.83
12	1,711,589	1,529,480	174,492	89.36	32,854,208	32,470,176	376,680	98.83
13	1,704,504	1,508,127	187,090	88.48	32,172,805	31,724,763	390,843	98.61
14	1,586,201	1,392,596	178,167	87.79	25,586,783	25,187,931	279,467	98.44
15	1,572,828	1,383,814	175,528	87.98	26,146,731	25,882,448	244,688	98.99
16	1,545,513	1,364,300	166,705	88.27	27,222,540	26,848,355	304,338	98.63
17	1,510,713	1,338,357	157,865	88.59	31,728,313	31,371,201	299,582	98.87
18	1,518,198	1,352,307	150,059	89.07	34,538,736	34,201,672	228,136	99.02
19	1,455,570	1,308,040	134,675	89.86	33,907,627	33,664,871	231,829	99.28
20	1,426,216	1,293,199	119,322	90.67	30,945,017	30,727,083	110,615	99.30
21	1,302,085	1,180,988	111,512	90.70	18,744,934	18,607,866	113,695	99.27
22	1,244,694	1,088,192	149,332	87.43	16,311,643	16,104,744	171,113	98.73
23	1,208,395	1,076,232	122,108	89.06	15,503,018	15,333,491	97,237	98.91
24	1,203,168	1,090,541	106,960	90.64	15,969,716	15,872,013	51,246	99.39
25	1,197,694	1,107,276	82,759	92.45	18,062,009	18,009,229	41,705	99.71
26	1,250,991	1,162,293	65,413	92.91	19,141,563	19,100,048	33,762	99.78
27	1,301,165	1,235,850	48,147	94.98	22,618,683	22,583,347	33,841	99.84
28	1,291,554	1,243,140	42,648	96.25	28,880,022	28,846,423	31,346	99.88
29	1,331,512	1,292,295	30,847	97.05	28,233,442	28,172,684	56,268	99.78
30	1,380,054	1,347,834	29,910	97.67	28,631,963	28,490,925	132,078	99.51
元	1,378,400	1,350,612	23,697	97.98	27,813,017	27,716,583	67,345	99.65
2	1,411,173	1,386,904	22,980	98.28	26,840,180	26,664,169	164,925	99.34
3	1,532,709	1,510,109	20,721	98.53	34,951,655	34,867,983	58,852	99.76
4	1,545,770	1,520,208	24,777	98.35	34,371,207	34,306,198	57,770	99.81
5	1,537,361	1,503,589	32,635	97.80	34,228,937	34,151,305	71,334	99.77

(単位:千円, %)

区分 年度	法人県民税				県民税利子割			
	調定額	収入額	収入未済額	収入歩合	調定額	収入額	収入未済額	収入歩合
10	7,968,324	7,858,625	83,417	98.62	2,745,334	2,745,334	0	100.00
11	7,767,333	7,667,651	81,017	98.72	3,067,263	3,067,263	0	100.00
12	7,958,729	7,874,631	81,052	98.94	12,761,898	12,761,898	0	100.00
13	7,884,867	7,790,438	84,939	98.80	12,544,622	12,544,622	0	100.00
14	6,466,191	6,378,983	67,738	98.65	3,910,106	3,910,106	0	100.00
15	6,644,137	6,573,532	65,629	98.94	2,429,475	2,429,475	0	100.00
16	6,854,439	6,752,169	85,606	98.51	2,716,625	2,716,487	138	99.99
17	7,362,774	7,264,054	78,740	98.66	1,413,764	1,413,763	0	100.00
18	7,885,557	7,795,926	64,828	98.86	1,076,137	1,076,137	0	100.00
19	7,613,365	7,538,398	71,918	99.02	1,344,006	1,344,006	0	100.00
20	6,792,739	6,719,071	49,550	98.92	1,312,088	1,312,088	0	100.00
21	4,893,277	4,835,415	48,857	98.82	1,076,860	1,076,860	0	100.00
22	6,221,398	6,147,930	63,477	98.82	971,958	971,958	0	100.00
23	6,028,055	5,962,457	51,216	98.91	646,790	646,790	0	100.00
24	5,956,473	5,908,172	35,415	99.19	534,154	534,154	0	100.00
25	6,255,027	6,219,708	29,406	99.44	507,413	507,413	0	100.00
26	6,363,214	6,333,279	26,611	99.53	510,284	510,284	0	100.00
27	5,990,667	5,962,420	25,620	99.53	447,135	447,135	0	100.00
28	5,340,296	5,316,607	20,132	99.56	289,948	289,948	0	100.00
29	5,536,835	5,511,791	21,630	99.55	520,429	520,429	0	100.00
30	5,530,461	5,492,771	35,007	99.32	467,109	467,109	0	100.00
元	5,109,776	5,082,317	20,507	99.46	194,975	194,975	0	100.00
2	3,920,595	3,885,232	32,106	99.10	221,067	221,067	0	100.00
3	3,733,031	3,710,553	16,667	99.40	168,301	168,301	0	100.00
4	3,548,419	3,530,946	16,283	99.51	84,551	84,551	0	100.00
5	3,463,322	3,443,135	18,386	99.42	78,862	78,862	0	100.00

(単位:千円, %)

区分 年度	地方消費税				不動産取得税			
	調定額	収入額	収入未済額	収入歩合	調定額	収入額	収入未済額	収入歩合
10	18,202,453	18,202,453	0	100	7,248,686	6,473,639	727,554	89.31
11	17,097,058	17,097,058	0	100.00	5,760,553	5,025,794	696,307	87.24
12	16,821,998	16,821,998	0	100.00	6,056,820	5,319,787	703,672	87.83
13	16,078,118	16,078,118	0	100.00	5,780,506	5,059,091	678,466	87.52
14	16,297,127	16,297,127	0	100.00	5,552,075	4,908,744	581,577	88.41
15	15,707,405	15,707,405	0	100.00	4,885,463	4,368,573	484,467	89.42
16	16,722,390	16,722,390	0	100.00	4,707,621	4,246,381	431,626	90.20
17	15,945,091	15,945,091	0	100.00	4,661,767	4,130,785	503,233	88.61
18	16,900,500	16,900,500	0	100.00	4,978,388	4,502,711	450,051	90.45
19	17,898,465	17,898,465	0	100.00	5,167,408	4,667,893	480,060	90.33
20	16,580,832	16,580,832	0	100.00	4,794,016	4,271,010	474,550	89.09
21	15,769,187	15,769,187	0	100.00	4,137,124	3,724,183	393,033	90.02
22	16,815,807	16,815,807	0	100.00	3,816,989	3,496,605	309,601	91.61
23	16,754,272	16,754,272	0	100.00	3,370,334	3,077,341	269,654	91.31
24	17,629,563	17,629,563	0	100.00	3,561,967	3,289,937	252,555	92.36
25	17,805,223	17,805,223	0	100.00	3,787,743	3,535,665	227,188	93.34
26	19,770,596	19,770,596	0	100.00	3,792,122	3,575,149	196,701	94.28
27	31,822,175	31,822,175	0	100.00	3,661,675	3,501,458	153,009	95.62
28	29,858,687	29,858,687	0	100.00	4,036,976	3,892,286	134,243	96.42
29	29,777,623	29,777,623	0	100.00	4,192,530	4,014,836	151,015	95.76
30	29,024,071	29,024,071	0	100.00	3,833,693	3,663,083	163,516	95.55
元	29,720,735	29,720,735	0	100.00	3,882,643	3,708,658	127,078	95.52
2	32,331,725	32,331,725	0	100.00	3,770,292	3,616,995	147,033	95.93
3	35,748,415	35,748,415	0	100.00	3,972,206	3,848,573	119,850	96.89
4	36,368,914	36,368,914	0	100.00	4,228,337	4,104,396	122,199	97.07
5	37,110,768	37,110,768	0	100.00	4,066,224	3,934,833	126,780	96.77

区分 年度	県 た ば こ 税				ゴルフ場利用税			
	調 定 額	収 入 額	収入未済額	収入歩合	調 定 額	収 入 額	収入未済額	収入歩合
10	2,756,258	2,756,258	0	100.00	1,338,831	1,338,831	0	100.00
11	3,345,983	3,345,983	0	100.00	1,268,037	1,268,037	0	100.00
12	3,414,723	3,414,723	0	100.00	1,178,233	1,178,233	0	100.00
13	3,370,245	3,370,245	0	100.00	1,090,803	1,090,803	0	100.00
14	3,310,621	3,310,621	0	100.00	1,037,149	1,037,149	0	100.00
15	3,408,465	3,408,461	5	100.00	924,352	924,352	0	100.00
16	3,482,976	3,482,976	0	100.00	804,580	803,360	1,220	99.85
17	3,378,773	3,378,773	0	100.00	750,652	750,652	0	100.00
18	3,435,266	3,435,266	0	100.00	640,862	640,862	0	100.00
19	3,407,218	3,407,218	0	100.00	594,349	587,709	6,640	98.88
20	3,157,410	3,157,410	0	100.00	549,996	549,996	0	100.00
21	3,047,126	3,047,126	0	100.00	522,994	522,994	0	100.00
22	3,150,513	3,150,513	0	100.00	474,388	467,269	7,119	98.50
23	3,643,415	3,643,415	0	100.00	468,365	468,365	0	100.00
24	3,590,169	3,590,169	0	100.00	454,515	454,515	0	100.00
25	2,151,784	2,151,784	0	100.00	457,248	457,248	0	100.00
26	1,928,825	1,928,825	0	100.00	430,819	430,819	0	100.00
27	1,902,101	1,902,101	0	100.00	406,622	406,239	382	99.91
28	1,873,492	1,873,492	0	100.00	397,424	397,042	382	99.90
29	1,778,584	1,778,584	0	100.00	398,184	397,802	382	99.90
30	1,750,500	1,750,500	0	100.00	396,981	396,598	382	99.90
元	1,756,728	1,756,728	0	100.00	383,836	383,454	0	99.90
2	1,682,248	1,682,236	11	100.00	371,301	371,301	0	100.00
3	1,807,253	1,807,253	0	100.00	404,229	404,229	0	100.00
4	1,916,907	1,916,907	0	100.00	403,024	403,024	0	100.00
5	1,932,369	1,932,369	0	100.00	407,965	407,965	0	100.00

区分 年度	鉾 区 税				狩 猟 税			
	調 定 額	収 入 額	収入未済額	収入歩合	調 定 額	収 入 額	収入未済額	収入歩合
10	23,818	17,758	1,639	74.56	-	-	-	-
11	18,227	16,632	1,087	91.25	-	-	-	-
12	16,280	15,460	820	94.96	-	-	-	-
13	14,304	13,208	821	92.34	-	-	-	-
14	14,189	13,054	1,131	92.00	-	-	-	-
15	14,213	13,037	959	91.73	-	-	-	-
16	13,776	12,602	919	91.48	90,272	90,272	0	100.00
17	13,606	12,532	1,028	92.10	87,896	87,896	0	100.00
18	12,806	11,745	1,015	91.71	84,772	84,772	0	100.00
19	12,308	11,159	1,007	90.67	70,563	70,563	0	100.00
20	11,725	10,684	1,023	91.12	66,191	66,191	0	100.00
21	11,482	10,111	1,130	88.06	62,363	62,363	0	100.00
22	11,641	10,437	1,185	89.66	57,254	57,254	0	100.00
23	11,950	10,430	1,520	87.28	54,922	54,922	0	100.00
24	12,057	10,130	1,355	84.02	51,654	51,654	0	100.00
25	11,312	9,100	2,026	80.45	50,705	50,705	0	100.00
26	11,210	9,423	1,645	84.05	48,793	48,793	0	100.00
27	10,807	8,413	2,362	77.85	29,791	29,791	0	100.00
28	11,300	8,965	2,332	79.34	28,025	28,025	0	100.00
29	11,242	8,291	2,951	73.75	26,607	26,607	0	100.00
30	11,967	8,372	2,923	69.96	26,058	26,058	0	100.00
元	12,225	8,848	1,920	72.38	25,257	25,257	0	100.00
2	11,578	9,262	1,933	79.99	25,488	25,488	0	100.00
3	12,070	9,754	1,165	80.81	24,842	24,842	0	100.00
4	12,964	11,876	1,088	91.61	23,479	23,479	0	100.00
5	12,791	11,703	320	91.50	22,927	22,927	0	100.00

※ 自動車税については、令和元年度から「自動車税環境性能割」と「自動車税種別割」を合算した額を記載

(単位:千円, %)

区分 年度	軽油引取税				自動車税			
	調定額	収入額	収入未済額	収入歩合	調定額	収入額	収入未済額	収入歩合
10	-	-	-	-	22,820,746	21,674,769	1,044,247	94.98
11	-	-	-	-	23,101,747	21,954,917	1,059,328	95.04
12	-	-	-	-	23,376,804	22,158,974	1,125,505	94.79
13	-	-	-	-	23,566,643	22,271,469	1,181,978	94.50
14	-	-	-	-	23,564,608	22,191,708	1,251,700	94.17
15	-	-	-	-	23,119,730	21,716,003	1,287,324	93.93
16	-	-	-	-	22,555,598	21,109,489	1,313,345	93.59
17	-	-	-	-	22,909,392	21,483,212	1,285,279	93.77
18	-	-	-	-	22,232,150	20,842,603	1,241,651	93.75
19	-	-	-	-	21,785,935	20,466,894	1,163,051	93.95
20	-	-	-	-	21,144,682	19,790,297	1,209,595	93.59
21	12,230,579	12,230,298	281	100	20,658,222	19,376,889	1,132,165	93.80
22	13,379,524	13,378,808	716	100	19,958,351	18,836,889	988,544	94.38
23	13,235,116	13,234,399	716	99.99	19,572,820	18,626,415	825,657	95.16
24	13,126,190	13,125,474	716	99.99	19,136,182	18,433,798	602,777	96.33
25	13,481,632	13,480,916	716	99.99	18,765,070	18,201,068	485,662	96.99
26	12,919,438	12,919,438	716	99.99	18,395,449	17,930,723	400,983	97.47
27	12,334,522	12,333,806	716	99.99	18,103,539	17,727,620	328,305	97.92
28	12,555,849	12,554,998	851	99.99	17,964,074	17,672,422	254,658	98.38
29	12,760,485	12,759,654	115	99.99	18,010,627	17,770,783	211,118	98.67
30	12,542,115	12,542,000	115	100.00	18,142,357	17,939,602	181,022	98.88
元	12,417,337	12,349,641	67,696	99.45	18,462,143	18,288,557	158,017	99.06
2	12,209,647	12,158,399	51,247	99.58	18,773,265	18,632,778	127,400	99.25
3	12,201,068	12,201,068	0	100.00	18,733,087	18,605,944	117,332	99.32
4	11,845,484	11,845,442	42	100.00	19,134,876	19,011,294	110,559	99.35
5	11,982,252	11,943,959	38,293	99.68	19,233,110	19,118,347	104,238	99.40

(単位:千円, %)

区分 年度	核燃料税				産業廃棄物税			
	調定額	収入額	収入未済額	収入歩合	調定額	収入額	収入未済額	収入歩合
10	784,464	784,464	0	100.00	-	-	-	-
11	786,125	786,125	0	100.00	-	-	-	-
12	362,778	362,778	0	100.00	-	-	-	-
13	436,088	436,088	0	100.00	-	-	-	-
14	765,029	765,029	0	100.00	-	-	-	-
15	1,072,114	1,072,114	0	100.00	-	-	-	-
16	524,439	524,439	0	100.00	-	-	-	-
17	680,861	680,861	0	100.00	97,824	97,824	0	100
18	974,800	974,800	0	100.00	110,982	110,919	62	100
19	945,630	945,630	0	100.00	91,787	91,787	0	100.00
20	584,526	584,526	0	100.00	90,114	90,114	0	100.00
21	755,728	755,728	0	100.00	81,587	80,686	900	98.90
22	1,611,832	1,611,832	0	100.00	91,411	91,411	0	100.00
23	0	0	0	-	98,965	98,965	0	100.00
24	0	0	0	-	127,083	127,083	0	100.00
25	240,464	240,464	0	100.00	141,538	141,538	0	100.00
26	480,928	480,928	0	100.00	154,540	154,540	0	100.00
27	1,797,970	1,797,970	0	100.00	133,331	133,331	0	100.00
28	1,216,841	1,216,841	0	100.00	153,920	153,920	0	100.00
29	1,219,020	1,219,020	0	100.00	155,411	155,411	0	100.00
30	2,021,242	2,021,242	0	100.00	192,198	192,198	0	100.00
元	1,772,577	1,772,577	0	100.00	230,787	230,787	0	100.00
2	2,142,355	2,142,355	0	100.00	197,837	197,837	0	100.00
3	1,550,883	1,550,883	0	100.00	207,586	207,586	0	100.00
4	1,608,739	1,608,739	0	100.00	185,753	185,753	0	100.00
5	2,257,031	2,257,031	0	100.00	184,379	184,379	0	100.00

区分 年度	特別地方消費税				旧自動車取得税			
	調定額	収入額	収入未済額	収入歩合	調定額	収入額	収入未済額	収入歩合
10	920,955	864,649	51,696	93.89	-	-	-	-
11	862,923	795,808	59,877	92.22	-	-	-	-
12	141,375	90,211	46,133	63.81	-	-	-	-
13	46,133	4,394	34,772	9.52	-	-	-	-
14	34,771	4,919	22,330	14.15	-	-	-	-
15	22,330	1,902	12,993	8.52	-	-	-	-
16	12,993	1,061	8,210	8.16	-	-	-	-
17	8,210	288	3,185	3.50	-	-	-	-
18	3,185	373	1,651	11.72	-	-	-	-
19	1,651	101	1,167	6.10	-	-	-	-
20	1,167	103	783	8.85	-	-	-	-
21	783	6	777	0.80	2,291,518	2,291,518	0	100.00
22	777	0	777	-	1,847,891	1,847,891	0	100.00
23	777	6	0	-	1,563,176	1,563,176	0	100.00
24	0	0	0	-	1,971,787	1,971,787	0	100.00
25	0	0	0	-	1,711,701	1,711,701	0	100.00
26	0	0	0	-	736,996	736,996	0	100.00
27	0	0	0	-	1,207,705	1,207,705	0	100.00
28	0	0	0	-	1,312,014	1,312,014	0	100.00
29	0	0	0	-	1,828,184	1,828,184	0	100.00
30	0	0	0	-	1,885,013	1,885,013	0	100.00
元	0	0	0	-	1,003,786	1,003,786	0	100.00
2	0	0	0	-	0	0	0	-
3	0	0	0	-	0	0	0	-
4	0	0	0	-	17,890	17,890	0	100.00
5	0	0	0	-	48,505	48,505	0	100.00

区分 年度	旧軽油引取税				狩猟者登録税			
	調定額	収入額	収入未済額	収入歩合	調定額	収入額	収入未済額	収入歩合
10	18,997,158	18,929,843	67,315	99.65	58,766	58,766	0	100.00
11	19,038,372	18,984,991	6,912	99.72	58,347	58,347	0	100.00
12	18,411,935	18,360,655	51,280	99.72	57,320	57,320	0	100.00
13	18,241,699	17,912,966	328,733	98.20	54,637	54,637	0	100.00
14	17,475,433	17,032,775	442,659	97.47	52,916	52,916	0	100.00
15	16,693,645	16,337,391	349,841	97.87	52,265	52,265	0	100.00
16	16,522,972	16,137,833	385,126	97.67	-	-	-	-
17	16,358,499	16,010,318	232,368	97.87	-	-	-	-
18	15,552,890	15,234,056	301,260	97.95	-	-	-	-
19	15,140,545	14,822,069	318,476	97.90	-	-	-	-
20	13,149,882	12,849,597	294,342	97.72	-	-	-	-
21	1,484,789	1,482,962	1,827	99.88	-	-	-	-
22	2,897	1,703	1,193	58.81	-	-	-	-
23	3,705	2,512	1,193	67.79	-	-	-	-
24	1,193	0	1,193	0.01	-	-	-	-
25	1,193	78	1,115	6.53	-	-	-	-
26	1,115	0	1,115	0.00	-	-	-	-
27	2,931	1,816	1,115	61.96	-	-	-	-
28	1,115	0	1,115	0.00	-	-	-	-
29	1,115	7	0	0.62	-	-	-	-
30	0	0	0	0.00	-	-	-	-
元	0	0	0	0.00	-	-	-	-
2	0	0	0	0.00	-	-	-	-
3	0	0	0	0.00	-	-	-	-
4	0	0	0	0.00	-	-	-	-
5	0	0	0	0.00	-	-	-	-

(単位:千円, %)

区分 年度	料 理 飲 食 等 消 費 税				旧 自 動 車 取 得 税 (目 的 税)			
	調 定 額	収 入 額	収 入 未 済 額	収 入 歩 合	調 定 額	収 入 額	収 入 未 済 額	収 入 歩 合
10	87,186	824	86,027	0.95	4,840,654	4,840,654	0	100.00
11	86,026	1,276	83,173	1.48	4,569,855	4,569,855	0	100.00
12	83,173	1,110	81,996	1.33	4,695,905	4,695,905	0	100.00
13	81,997	1,450	80,542	1.77	4,414,692	4,414,692	0	100.00
14	80,542	650	78,345	0.81	3,989,278	3,989,278	0	100.00
15	78,345	360	71,506	0.46	4,081,643	4,081,643	0	100.00
16	71,506	4,106	19	5.74	4,245,579	4,245,579	0	100.00
17	19	19	0	100.00	4,222,424	4,222,424	0	100.00
18	-	-	-	-	4,235,180	4,235,180	0	100.00
19	-	-	-	-	3,893,708	3,893,708	0	100.00
20	-	-	-	-	3,501,329	3,501,329	0	100.00
21	-	-	-	-	-	-	-	-
22	-	-	-	-	-	-	-	-
23	-	-	-	-	-	-	-	-
24	-	-	-	-	-	-	-	-
25	-	-	-	-	-	-	-	-
26	-	-	-	-	-	-	-	-
27	-	-	-	-	-	-	-	-
28	-	-	-	-	-	-	-	-
29	-	-	-	-	-	-	-	-
30	-	-	-	-	-	-	-	-
元	-	-	-	-	-	-	-	-
2	-	-	-	-	-	-	-	-
3	-	-	-	-	-	-	-	-
4	-	-	-	-	-	-	-	-
5	-	-	-	-	-	-	-	-

(単位:千円, %)

区分 年度	入 獅 税				娛 楽 施 設 利 用 税			
	調 定 額	収 入 額	収 入 未 済 額	収 入 歩 合	調 定 額	収 入 額	収 入 未 済 額	収 入 歩 合
10	49,117	49,117	0	100.00	-	-	-	-
11	47,066	47,066	0	100.00	-	-	-	-
12	46,608	46,608	0	100.00	-	-	-	-
13	44,709	44,709	0	100.00	-	-	-	-
14	43,736	43,736	0	100.00	-	-	-	-
15	43,429	43,429	0	100.00	-	-	-	-
16	-	-	-	-	-	-	-	-
17	-	-	-	-	-	-	-	-
18	-	-	-	-	-	-	-	-
19	-	-	-	-	-	-	-	-
20	-	-	-	-	-	-	-	-
21	-	-	-	-	-	-	-	-
22	-	-	-	-	-	-	-	-
23	-	-	-	-	-	-	-	-
24	-	-	-	-	-	-	-	-
25	-	-	-	-	-	-	-	-
26	-	-	-	-	-	-	-	-
27	-	-	-	-	-	-	-	-
28	-	-	-	-	-	-	-	-
29	-	-	-	-	-	-	-	-
30	-	-	-	-	-	-	-	-
元	-	-	-	-	-	-	-	-
2	-	-	-	-	-	-	-	-
3	-	-	-	-	-	-	-	-
4	-	-	-	-	-	-	-	-
5	-	-	-	-	-	-	-	-

5 県税の局・支庁別調定額, 収入額の累年比較

区分 年度	県 計			鹿児島地域振興局			鹿児島
	調定額	収入額	収入歩合	調定額	収入額	収入歩合	調定額
10	146,687,095	142,403,080	97.08	85,911,875	83,766,430	97.50	27,661,401
11	144,331,248	140,020,614	97.01	84,278,215	82,114,963	97.43	27,671,602
12	152,522,000	148,117,801	97.11	90,571,115	88,407,744	97.61	28,072,709
13	150,039,534	145,163,288	96.75	87,921,379	85,443,076	97.18	27,981,334
14	131,831,739	126,902,941	96.26	78,369,882	76,036,274	97.02	27,553,885
15	128,176,953	123,569,439	96.41	75,479,990	73,464,381	97.33	27,201,372
16	129,113,053	124,444,519	96.38	78,193,797	76,165,251	97.41	26,801,177
17	133,502,378	128,951,792	96.59	77,320,059	75,381,791	97.49	27,131,817
18	138,707,949	134,248,535	96.79	80,582,878	78,719,394	97.69	26,467,329
19	155,990,850	151,023,548	96.82	89,490,041	87,438,599	97.71	25,679,644
20	148,520,990	143,073,024	96.33	84,569,186	82,323,982	97.35	24,646,011
21	130,978,438	125,835,563	96.07	75,142,569	73,184,150	97.39	22,949,740
22	127,823,510	122,772,701	96.05	73,362,793	71,335,190	97.24	21,806,242
23	123,472,153	118,792,131	96.21	72,099,345	70,203,234	97.37	21,135,996
24	126,758,948	122,428,678	96.58	74,227,007	72,444,690	97.60	21,107,969
25	129,238,785	125,392,215	97.02	76,586,148	75,006,260	97.94	20,476,771
26	130,958,123	127,497,617	97.36	78,926,149	77,455,630	98.14	19,132,445
27	146,731,451	143,745,617	97.97	92,157,922	90,858,657	98.59	19,311,244
28	149,644,955	147,272,120	98.41	93,967,297	93,058,487	99.03	19,276,087
29	151,393,797	149,127,230	98.50	93,284,051	92,392,296	99.04	19,838,811
30	150,917,035	149,484,436	98.56	91,787,056	90,869,656	99.00	20,027,369
元	150,108,055	148,114,101	98.67	92,989,841	92,154,335	99.10	19,465,929
2	150,276,770	148,438,053	98.78	93,559,060	92,750,324	99.14	18,773,265
3	161,861,605	160,328,591	99.05	102,870,962	102,233,947	99.38	18,733,087
4	162,353,147	160,891,099	99.10	102,373,222	101,822,360	99.46	19,152,765
5	164,737,328	163,200,342	99.07	103,195,190	102,600,292	99.42	19,281,615

区分 年度	始良・伊佐地域振興局			旧大隅総務事務所			大隅
	調定額	収入額	収入歩合	調定額	収入額	収入歩合	調定額
10	7,118,007	6,790,581	95.40	2,467,299	2,429,717	98.48	4,556,956
11	6,912,026	6,579,079	95.18	2,675,678	2,628,673	98.24	4,740,229
12	6,959,021	6,621,820	95.15	2,451,247	2,402,227	98.00	4,664,865
13	7,369,821	7,028,242	95.37	2,333,348	2,275,005	97.50	4,370,305
14	6,231,843	5,876,688	94.30	2,124,575	2,037,118	95.88	3,875,778
15	6,157,625	5,825,952	94.61	2,055,949	1,945,034	94.61	3,437,184
16	6,383,836	6,051,402	94.79	2,020,913	1,916,747	94.85	3,992,863
17	6,320,782	5,966,252	94.39	2,260,350	2,141,715	94.75	3,974,205
18	7,354,150	6,982,079	94.94	-	-	-	6,678,241
19	9,958,975	9,448,156	94.87	-	-	-	8,381,903
20	10,091,000	9,490,970	94.05	-	-	-	8,356,638
21	8,733,464	8,153,777	93.36	-	-	-	7,688,893
22	8,347,562	7,785,784	93.27	-	-	-	7,148,819
23	8,078,796	7,564,107	93.63	-	-	-	7,024,821
24	8,423,131	7,918,661	94.01	-	-	-	7,595,900
25	8,493,919	8,055,459	94.84	-	-	-	7,348,633
26	8,511,136	8,113,331	95.33	-	-	-	7,493,379
27	9,024,263	8,706,210	96.48	-	-	-	7,896,165
28	9,123,216	8,840,661	96.90	-	-	-	8,325,204
29	10,113,604	9,815,410	97.05	-	-	-	8,723,535
30	9,950,035	9,665,056	97.14	-	-	-	9,202,641
元	9,812,564	9,560,590	97.43	-	-	-	8,615,123
2	9,779,432	9,512,934	97.27	-	-	-	8,655,713
3	10,141,025	9,916,326	97.78	-	-	-	9,628,568
4	10,560,798	10,336,989	97.88	-	-	-	9,120,565
5	10,743,550	10,522,886	97.95	-	-	-	9,050,734

(注) 大隅地域振興局の17年度以前の数値は、鹿屋総務事務所のものである。

(単位:千円, %)

地域振興局自動車税課		南薩地域振興局			北薩地域振興局		
収入額	収入歩合	調定額	収入額	収入歩合	調定額	収入額	収入歩合
26,515,424	95.86	2,152,266	2,096,597	97.41	11,702,498	11,490,928	98.19
26,524,772	95.86	2,190,558	2,134,756	97.45	10,441,829	10,227,156	97.94
26,854,879	95.66	2,310,372	2,262,456	97.93	12,403,452	12,179,017	98.19
26,686,160	95.37	2,251,667	2,201,424	97.77	13,089,134	12,832,898	98.04
26,180,985	95.02	1,945,420	1,899,195	97.62	7,998,153	7,744,163	96.82
25,797,645	94.84	1,920,917	1,881,895	97.97	8,409,173	8,165,336	97.10
25,355,067	94.60	2,153,223	2,118,926	98.41	6,032,147	5,772,015	95.69
25,705,637	94.74	2,122,385	2,091,585	98.55	11,066,707	10,823,805	97.81
25,077,782	94.75	3,314,159	3,203,038	96.65	10,917,191	10,644,643	97.50
24,360,602	94.86	4,469,854	4,345,499	97.22	13,117,447	12,791,878	97.52
23,291,626	94.50	4,393,352	4,243,442	96.59	11,563,869	11,183,068	96.71
21,668,407	94.42	4,088,085	3,919,129	95.87	7,987,255	7,582,661	94.93
20,684,779	94.86	3,685,029	3,510,153	95.25	9,436,257	9,024,889	95.64
20,189,592	95.52	3,610,300	3,430,223	95.01	7,506,582	7,109,748	94.71
20,405,585	96.67	3,768,476	3,581,399	95.04	7,508,627	7,088,105	94.40
19,912,769	97.25	3,816,130	3,632,774	95.20	8,356,909	7,939,504	95.01
18,667,719	97.57	3,946,750	3,777,857	95.72	8,846,516	8,504,612	96.14
18,935,325	98.05	3,878,732	3,717,386	95.84	10,376,516	10,064,867	97.00
18,984,436	98.49	4,059,760	3,908,227	96.27	10,652,842	10,357,229	97.23
19,598,967	98.79	4,298,906	4,153,426	96.62	10,712,249	10,431,622	97.38
19,824,615	98.99	4,218,128	4,084,017	96.82	11,798,011	11,542,889	97.84
19,292,343	99.11	4,048,192	3,927,587	97.02	10,517,623	10,279,272	97.73
18,632,778	99.25	3,876,002	3,758,720	96.97	11,002,981	10,822,761	98.36
18,605,944	99.32	4,156,967	4,043,973	97.28	11,555,307	11,408,384	98.73
19,029,184	99.35	4,021,525	3,906,035	97.13	12,013,288	11,856,408	98.69
19,166,853	99.40	4,024,030	3,900,925	96.94	12,858,647	12,689,740	98.69

(単位:千円, %)

地域振興局		熊毛支庁			大島支庁		
収入額	収入歩合	調定額	収入額	収入歩合	調定額	収入額	収入歩合
4,360,440	95.69	1,426,751	1,360,726	95.37	3,690,042	3,592,237	97.35
4,553,944	96.07	1,540,885	1,473,466	95.62	3,880,226	3,783,805	97.52
4,463,098	95.67	1,366,035	1,297,202	94.96	3,723,184	3,629,358	97.48
4,152,354	95.01	1,178,143	1,104,251	93.73	3,544,101	3,439,877	97.06
3,568,251	92.07	1,154,414	1,079,825	93.54	2,577,788	2,480,442	96.22
3,129,809	91.06	1,149,608	1,081,690	94.09	2,365,136	2,277,697	96.30
3,693,090	92.49	1,040,689	969,032	93.11	2,494,407	2,402,989	96.34
3,686,213	92.75	911,096	843,419	92.57	2,394,979	2,311,375	96.51
6,379,100	95.52	1,017,242	950,117	93.40	2,376,759	2,292,382	96.45
7,971,735	95.11	1,439,911	1,365,253	94.82	3,453,076	3,301,827	95.62
7,881,487	94.31	1,451,587	1,382,180	95.22	3,449,348	3,276,271	94.98
7,196,258	93.59	1,297,499	1,221,853	94.17	3,090,932	2,909,328	94.12
6,659,599	93.16	1,212,806	1,130,430	93.21	2,824,002	2,641,877	93.55
6,537,338	93.06	1,168,187	1,085,135	92.89	2,848,125	2,672,754	93.84
7,126,005	93.81	1,250,623	1,161,500	92.87	2,877,214	2,702,734	93.94
6,932,979	94.34	1,232,210	1,140,798	92.58	2,928,064	2,771,673	94.66
7,113,264	94.93	1,263,424	1,174,008	92.92	2,838,323	2,691,196	94.82
7,569,617	95.86	1,224,097	1,152,387	94.14	2,862,510	2,741,168	95.76
8,051,448	96.71	1,294,533	1,238,899	95.70	2,946,017	2,832,733	96.15
8,473,662	97.14	1,316,644	1,263,129	95.94	3,105,997	2,998,717	96.55
8,965,428	97.42	1,374,339	1,322,151	96.20	3,312,274	3,210,623	96.93
8,389,073	97.38	1,314,124	1,262,513	96.07	3,344,660	3,248,390	97.12
8,450,976	97.63	1,362,069	1,314,685	96.52	3,268,247	3,194,874	97.75
9,452,948	98.18	1,384,033	1,340,622	96.86	3,391,655	3,326,449	98.08
8,943,462	98.06	1,463,755	1,411,043	96.40	3,647,228	3,585,617	98.31
8,832,784	97.59	1,948,741	1,912,643	98.15	3,634,820	3,574,221	98.33

6 税外収入の調定収入状況

(1) 科目別調定収入状況

(単位:円, %)

項目	区分	予算額	調定額	収入済額	不納欠損額	過誤納額	収入未済額	収入歩合		対予算増減	対予算達成率
								本年度	前年度		
(款) 諸収入		111,208,000	120,902,086	103,245,553	1,257,901	0	16,398,632	85.40	87.72	△ 7,962,447	92.8
(項) 延滞金加算金及び過料		102,185,000	105,020,274	99,498,281	91,389	0	5,430,604	94.74	95.56	△ 2,686,719	97.4
(目) 延滞金		84,150,000	88,645,195	88,645,195	0	0	0	100.00	100.00	4,495,195	105.3
(節) 延滞金		84,150,000	88,645,195	88,645,195	0	0	0	100.00	100.00	4,495,195	105.3
(目) 加算金		18,035,000	16,375,079	10,853,086	91,389	0	5,430,604	66.28	77.23	△ 7,181,914	60.2
(節) 加算金		18,035,000	16,375,079	10,853,086	91,389	0	5,430,604	66.28	77.23	△ 7,181,914	60.2
過少申告加算金		2,245,000	3,987,317	3,733,930	0	0	253,387	93.65	99.00	1,488,930	166.3
不申告加算金		1,580,000	5,891,996	997,692	91,389	0	4,802,915	16.93	44.90	△ 582,308	63.1
重加算金		14,210,000	6,495,766	6,121,464	0	0	374,302	94.24	78.84	△ 8,088,536	43.1
(項) 県預金利子		0	277	277	0	0	0	100.00	100.00	277	-
(目) 県預金利子		0	277	277	0	0	0	100.00	100.00	277	-
(節) 県預金利子		0	277	277	0	0	0	100.00	100.00	277	-
(項) 雑入		123,000	0	0	0	0	0	0.00	100.00	△ 123,000	0.0
(目) 滞納処分費		123,000	0	0	0	0	0	0.00	100.00	△ 123,000	0.0
(節) 滞納処分費		123,000	0	0	0	0	0	0.00	100.00	△ 123,000	0.0
(目) 雑入		0	0	0	0	0	0	-	-	0	-
(節) 雑入		0	0	0	0	0	0	-	-	0	-
(項) 過年度収入		8,900,000	15,881,535	3,746,995	1,166,512	0	10,968,028	23.59	23.73	△ 5,153,005	42.1

(2) 局・支庁別調定収入状況

(諸収入)

(単位:円, %)

局・支庁	区分	調定額	収入済額	不納欠損額	過誤納額	収入未済額	収入歩合		収入済額構成比
							本年度	前年度	
県計		120,902,086	103,245,553	1,257,901	0	16,398,632	85.40	87.72	100.0
鹿児島地域振興局		45,601,601	41,740,482	1,106,307	0	2,754,812	91.53	90.14	40.4
鹿児島地域振興局 自動車税課		16,072,749	16,072,749	0	0	0	100.00	100.00	15.6
南薩地域振興局		7,903,786	7,718,747	34,236	0	150,803	97.66	84.38	7.5
北薩地域振興局		8,006,492	7,635,370	91,389	0	279,733	95.36	95.51	7.4
始良・伊佐地域振興局		17,358,027	11,426,368	0	0	5,931,659	65.83	69.87	11.1
大隅地域振興局		17,514,905	10,344,889	25,969	0	7,144,047	59.06	81.80	10.0
熊毛支庁		2,013,536	2,008,507	0	0	5,029	99.75	99.49	1.9
大島支庁		6,430,990	6,298,441	0	0	132,549	97.94	98.15	6.1