


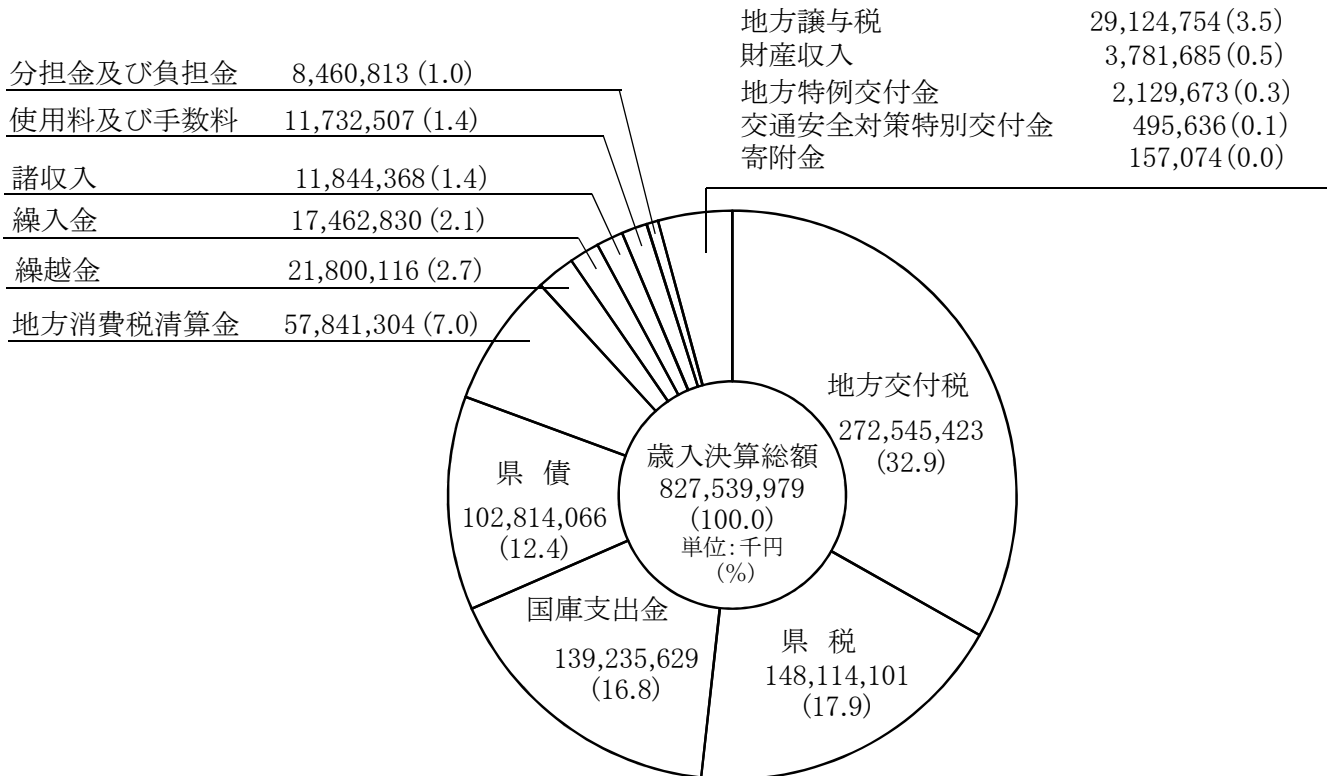
第1 財政状況



- 1 令和元年度一般会計決算額の構成
- 2 令和元年度一般会計予算決算対比
- 3 科目別収入の累年比較
- 4 県財政に占める県税徴収実績の累年比較
- 5 県税収入予算額及び決算額の累年比較
- 6 県税年度別予算・決算状況
- 7 地方譲与税科目別内訳累年比較


1 令和元年度一般会計決算額の構成

(1) 歳入



(注) 端数処理のため、合計と内訳の計は必ずしも一致しない。

(2) 歳出



(注) 端数処理のため、合計と内訳の計は必ずしも一致しない。

2 令和元年度一般会計予算決算対比

(1) 歳入

(単位:千円, %)

区 分 科 目	予算現額	決 算 額			
		収入済額	対予算増減額	対予算割合	構成比
県 税	147,309,186	148,114,101	804,915	100.5	17.9
地方消費税清算金	57,842,290	57,841,304	△ 986	100.0	7.0
地方譲与税	29,124,754	29,124,754	0	100.0	3.5
地方特例交付金	2,129,673	2,129,673	0	100.0	0.3
地方交付税	272,545,423	272,545,423	0	100.0	32.9
交通安全対策特別交付金	495,636	495,636	0	100.0	0.1
分担金及び負担金	8,531,418	8,460,813	△ 70,605	99.2	1.0
使用料及び手数料	11,764,337	11,732,507	△ 31,830	99.7	1.4
国庫支出金	183,751,666	139,235,629	△ 44,516,037	75.8	16.8
財産収入	2,937,400	3,781,685	844,285	128.7	0.5
寄附金	133,117	157,074	23,957	118.0	0.0
繰入金	17,613,642	17,462,830	△ 150,812	99.1	2.1
繰越金	21,800,116	21,800,116	0	100.0	2.7
諸収入	11,606,159	11,844,368	238,209	102.1	1.4
県 債	113,039,366	102,814,066	△ 10,225,300	91.0	12.4
合 計	880,624,183	827,539,979	△ 53,084,204	94.0	100.0

(注) 端数処理のため、合計と内訳の計は必ずしも一致しない。

(2) 歳出

(単位:千円, %)

区 分 科 目	予算現額	決 算 額			
		支出済額	対予算増減額	対予算割合	構成比
議 会 費	1,360,854	1,348,356	△ 12,498	99.1	0.2
総 務 費	50,326,212	46,984,795	△ 3,341,417	93.4	5.9
民 生 費	112,097,174	109,977,062	△ 2,120,112	98.1	13.8
衛 生 費	55,116,543	53,660,917	△ 1,455,626	97.4	6.7
労 働 費	1,851,037	1,759,054	△ 91,983	95.0	0.2
農 林 水 産 業 費	102,623,117	76,576,936	△ 26,046,181	74.6	9.6
商 工 費	10,093,290	9,128,286	△ 965,004	90.4	1.2
土 木 費	123,610,853	87,624,170	△ 35,986,683	70.9	11.0
警 察 費	36,409,557	35,911,618	△ 497,939	98.6	4.5
教 育 費	185,506,468	181,197,886	△ 4,308,582	97.7	22.8
災 害 復 旧 費	17,462,190	8,092,482	△ 9,369,708	46.3	1.0
公 債 費	124,918,300	124,918,300	0	100.0	15.7
諸 支 出 金	59,095,792	59,082,436	△ 13,356	99.9	7.4
予 備 費	152,796	0	△ 152,796	—	—
合 計	880,624,183	796,262,298	△ 84,361,885	90.4	100.0

(注) 端数処理のため、合計と内訳の計は必ずしも一致しない。

3 科目別収入の累年比較

区分 年度	県 税		地方消費税清算金		地 方 譲 与 税		地方特例交付金		地 方 交 付 税	
	収入済額	構成比	収入済額	構成比	収入済額	構成比	収入済額	構成比	収入済額	構成比
61	97,112,687	15.7	—	—	4,720,675	0.8	—	—	178,014,234	28.8
62	102,126,540	15.5	—	—	5,060,457	0.8	—	—	193,838,129	29.3
63	111,259,395	16.6	—	—	5,040,945	0.8	—	—	208,068,681	31.1
元	112,745,640	15.7	—	—	10,521,817	1.5	—	—	240,172,993	33.4
2	118,362,928	15.3	—	—	11,918,151	1.5	—	—	269,870,396	34.9
3	124,454,763	15.2	—	—	12,465,124	1.5	—	—	291,558,699	35.6
4	120,393,041	14.0	—	—	13,765,859	1.6	—	—	283,014,728	32.9
5	120,036,944	12.1	—	—	14,109,770	1.4	—	—	274,306,579	27.7
6	129,057,520	12.5	—	—	10,832,174	1.0	—	—	269,263,798	26.0
7	133,606,809	13.0	—	—	10,780,228	1.0	—	—	267,319,055	26.0
8	141,979,744	13.7	—	—	11,056,032	1.1	—	—	272,955,775	26.3
9	138,213,752	13.4	7,608,279	0.7	5,784,619	0.6	—	—	272,764,209	26.6
10	142,403,080	13.1	33,472,888	3.1	3,044,818	0.3	—	—	290,869,240	26.7
11	140,020,613	12.7	31,017,680	2.8	3,094,575	0.3	1,149,750	0.1	313,747,683	28.5
12	148,117,801	13.6	32,006,914	2.9	3,141,399	0.3	1,061,481	0.1	331,154,886	30.4
13	145,163,288	13.4	30,803,109	2.8	3,138,471	0.3	993,579	0.1	320,468,738	29.5
14	126,902,941	12.7	27,012,463	2.7	3,254,327	0.3	1,021,998	0.1	308,958,518	30.8
15	123,569,439	13.1	30,780,245	3.3	4,348,915	0.4	2,700,212	0.2	299,221,080	31.6
16	124,444,519	13.8	35,182,756	3.9	7,745,211	0.8	4,625,009	0.5	281,576,376	31.2
17	128,951,792	15.2	32,103,098	3.8	14,043,025	1.7	11,659,463	1.4	283,517,987	33.4
18	134,248,535	15.9	32,114,773	3.8	32,565,774	3.8	780,151	0.1	279,978,342	33.1
19	151,023,548	18.6	31,565,176	3.9	4,597,217	0.6	1,310,162	0.1	282,438,579	34.7
20	143,073,024	18.4	29,383,489	3.8	4,207,809	0.5	2,624,340	0.3	284,672,113	36.5
21	125,835,563	14.6	30,309,725	3.5	12,716,351	1.5	1,606,179	0.2	273,863,792	31.9
22	122,772,701	14.7	30,259,288	3.6	22,852,163	2.7	2,138,179	0.3	281,456,703	33.8
23	118,792,131	14.7	30,019,885	3.7	23,612,498	2.9	1,913,505	0.2	278,988,571	34.5
24	122,428,678	15.2	29,941,947	3.7	24,187,798	3.0	427,761	0.1	278,080,010	34.5
25	125,392,215	14.9	29,690,291	3.5	28,304,449	3.4	439,161	0.1	270,891,855	32.1
26	127,497,617	16.0	35,983,597	4.5	33,037,398	4.2	462,202	0.1	271,196,565	34.1
27	143,745,617	17.4	63,385,052	7.6	30,543,450	3.7	492,413	0.1	269,737,732	32.6
28	147,272,120	18.0	56,915,781	7.0	26,109,319	3.2	529,932	0.1	274,188,710	33.6
29	149,127,230	17.9	59,654,309	7.2	26,809,141	3.2	597,728	0.1	270,558,540	32.6
30	149,484,436	18.5	61,427,208	7.6	29,885,952	3.7	715,133	0.1	267,648,589	33.2
元	148,114,101	17.9	57,841,304	7.0	29,124,754	3.5	2,129,673	0.3	272,545,423	32.9

(単位:千円, %)

分担金及び負担金		使用料及び手数料		国庫支出金		県 債		そ の 他		合 計	
収入済額	構成比	収入済額	構成比	収入済額	構成比	収入済額	構成比	収入済額	構成比	収入済額	構成比
9,994,510	1.6	9,941,118	1.6	199,556,673	32.2	65,691,733	10.6	54,115,902	8.7	619,147,532	100.0
11,854,807	1.8	10,733,466	1.6	209,857,907	31.8	82,945,847	12.6	44,276,564	6.6	660,693,717	100.0
12,024,453	1.8	11,409,910	1.7	195,020,012	29.1	80,521,197	12.0	46,350,881	6.9	669,695,474	100.0
12,515,698	1.7	12,214,695	1.7	205,691,489	28.6	76,149,816	10.6	49,943,253	6.8	719,955,401	100.0
12,505,272	1.6	12,771,705	1.6	214,035,123	27.6	73,954,351	9.6	60,687,349	7.9	774,105,275	100.0
12,893,247	1.6	13,220,487	1.6	219,680,904	26.8	74,321,406	9.1	70,687,286	8.6	819,281,916	100.0
16,132,860	1.9	14,204,863	1.6	251,884,885	29.2	85,990,194	10.0	75,900,698	8.8	861,287,128	100.0
17,649,006	1.8	14,705,834	1.5	322,773,246	32.6	136,140,610	13.7	90,639,640	9.2	990,361,629	100.0
15,952,531	1.5	15,350,979	1.5	352,236,705	34.0	140,101,520	13.5	103,178,392	10.0	1,035,973,619	100.0
19,685,145	1.9	15,657,446	1.5	294,129,884	28.6	182,041,299	17.7	105,493,890	10.3	1,028,713,756	100.0
18,002,104	1.7	15,408,346	1.5	287,642,880	27.7	169,724,839	16.3	121,907,591	11.7	1,038,677,311	100.0
15,533,165	1.5	14,751,399	1.4	286,325,150	27.9	181,232,866	17.6	105,890,924	10.3	1,028,104,363	100.0
19,108,000	1.8	14,308,767	1.3	294,106,268	27.0	194,151,880	17.8	98,056,864	8.9	1,089,521,805	100.0
17,849,323	1.6	14,844,060	1.4	284,816,183	25.9	185,864,340	16.9	106,956,186	9.8	1,099,360,393	100.0
16,188,101	1.5	14,817,156	1.4	277,551,171	25.5	166,111,413	15.2	98,584,973	9.1	1,073,819,999	98.8
15,163,034	1.4	14,770,775	1.4	275,039,918	25.3	186,535,632	17.1	94,793,107	8.7	1,086,869,651	100.0
13,159,421	1.3	14,459,443	1.4	241,686,454	24.1	187,168,903	18.7	78,372,952	7.9	1,001,997,420	100.0
11,683,899	1.2	14,790,327	1.6	226,868,451	24.0	175,364,101	18.5	56,569,826	6.1	945,896,495	100.0
8,860,127	1.0	14,918,489	1.7	209,116,362	23.2	158,555,108	17.6	56,724,496	6.3	901,748,453	100.0
8,573,008	1.0	14,561,269	1.7	194,774,053	22.9	112,229,433	13.2	48,347,163	5.7	848,760,291	100.0
7,855,180	0.9	13,563,847	1.6	172,294,995	20.3	110,198,500	13.0	63,322,917	7.5	846,923,014	100.0
8,198,107	1.0	13,260,989	1.6	150,424,549	18.5	119,252,346	14.7	50,762,329	6.3	812,833,002	100.0
9,569,692	1.2	13,063,102	1.7	151,647,364	19.5	106,220,080	13.6	35,055,129	4.5	779,516,142	100.0
8,869,820	1.0	13,008,525	1.5	217,379,425	25.3	127,771,540	14.9	48,306,134	5.6	859,667,054	100.0
5,140,295	0.6	9,218,249	1.1	156,951,919	18.9	137,155,595	16.5	64,659,991	7.8	832,605,083	100.0
5,244,337	0.6	9,081,515	1.1	146,805,572	18.2	114,654,133	14.2	78,938,181	9.9	808,050,328	100.0
6,025,671	0.7	8,940,754	1.1	138,909,330	17.2	131,817,910	16.4	65,227,658	8.1	805,987,517	100.0
6,039,009	0.7	8,860,434	1.0	169,989,555	20.2	125,681,967	14.9	7,729,575	9.2	842,584,701	100.0
4,038,552	0.5	9,971,241	1.3	135,670,460	17.1	103,291,816	13.0	73,110,265	9.2	794,259,713	100.0
5,726,582	0.7	10,955,061	1.3	133,590,186	16.2	101,360,012	12.3	67,534,124	8.1	827,070,229	100.0
4,488,481	0.6	11,991,244	1.5	138,019,084	16.9	102,651,137	12.6	53,374,516	6.5	815,540,324	100.0
4,263,149	0.5	11,916,458	1.4	154,124,920	18.5	98,515,597	11.9	55,503,065	6.7	831,070,137	100.0
5,399,302	0.7	11,804,283	1.5	134,628,510	16.7	98,031,616	12.2	47,073,769	5.8	806,098,798	100.0
8,460,813	1.0	11,732,507	1.4	139,235,629	16.8	102,814,066	12.4	55,541,709	6.8	827,539,979	100.0

4 県財政に占める県税徴収実績の累年比較

区分 年度	一般会計予算現額 (A)	一般会計決算額 (B)	県		
			予算額(C)	調定額(D)	収入済額(E)
43	78,388,629	78,757,452	8,785,211	9,114,482	8,886,458
44	96,021,409	96,219,342	10,154,567	10,677,769	10,376,696
45	113,317,980	112,812,378	12,226,646	12,601,888	12,317,950
46	136,360,000	136,444,374	15,105,260	15,446,541	15,119,619
47	166,926,899	166,031,142	18,516,529	19,195,235	18,771,420
48	195,106,942	191,260,329	24,914,179	26,406,983	25,887,869
49	246,195,957	241,994,401	31,646,564	32,462,683	31,903,768
50	280,379,894	277,935,664	30,551,076	31,242,098	30,677,235
51	322,290,209	321,889,953	38,916,725	39,902,292	39,171,112
52	370,786,957	371,121,877	45,449,101	46,428,253	45,561,800
53	422,627,921	423,631,579	51,528,704	52,665,493	51,713,668
54	475,093,131	471,487,553	62,548,151	63,960,570	62,667,278
55	503,075,156	502,635,490	67,412,171	69,280,894	67,447,725
56	525,050,144	524,702,086	70,959,218	73,214,366	70,985,618
57	544,508,004	544,627,665	73,289,098	76,202,760	73,343,223
58	556,824,116	556,539,441	78,534,478	81,619,344	78,722,045
59	591,479,743	590,044,903	84,242,714	87,743,600	84,315,453
60	600,291,208	597,991,197	95,543,732	99,812,311	95,606,738
61	620,503,210	619,147,532	97,104,096	101,403,153	97,112,687
62	663,800,976	660,693,717	101,951,507	106,481,413	102,126,540
63	672,933,530	669,695,474	111,198,774	115,538,634	111,259,395
元	727,133,194	719,955,401	112,268,127	116,543,411	112,745,640
2	782,886,011	774,105,275	118,229,991	122,001,031	118,362,928
3	828,928,479	819,281,916	124,389,943	128,189,843	124,454,763
4	875,398,158	861,287,128	120,315,103	124,192,383	120,393,041
5	1,073,602,609	990,361,629	119,615,873	123,844,468	120,036,944
6	1,068,033,120	1,035,973,619	128,544,274	133,128,260	129,057,520
7	1,086,027,245	1,028,713,756	133,366,773	137,912,137	133,606,809
8	1,102,640,009	1,038,677,311	141,301,291	146,302,570	141,979,744
9	1,077,988,615	1,028,104,363	137,348,976	142,452,899	138,213,752
10	1,184,451,311	1,089,521,805	141,696,261	146,687,095	142,403,080
11	1,194,685,261	1,099,360,393	138,663,865	144,331,248	140,020,614
12	1,176,805,321	1,088,735,295	146,911,762	152,522,000	148,117,801
13	1,158,821,819	1,086,869,651	145,062,297	150,039,534	145,163,288
14	1,059,315,859	1,001,997,420	126,424,430	131,831,739	126,902,941
15	983,605,959	945,896,495	122,890,001	128,176,953	123,569,439
16	942,887,393	901,748,453	123,807,000	129,113,053	124,444,519
17	890,166,566	848,760,291	127,903,394	133,502,378	128,951,792
18	882,148,715	846,923,014	133,951,196	138,707,949	134,248,535
19	839,409,553	812,833,002	150,338,069	155,990,850	151,023,548
20	818,208,610	779,516,142	141,939,940	148,520,990	143,073,024
21	912,788,041	859,667,054	124,641,222	130,978,438	125,835,563
22	879,638,520	832,605,083	121,867,389	127,823,510	122,772,701
23	851,500,759	808,050,328	118,094,355	123,472,153	118,792,131
24	873,180,104	805,987,517	122,008,041	126,758,948	122,428,678
25	880,937,764	842,584,701	124,217,653	129,238,785	125,392,215
26	831,335,590	794,259,713	126,609,090	130,958,123	127,497,617
27	855,917,638	827,070,229	142,948,594	146,731,450	143,745,616
28	867,437,527	815,540,324	146,034,724	149,644,955	147,272,120
29	873,334,073	831,070,137	148,420,415	151,393,797	149,127,230
30	847,692,883	806,098,798	148,922,923	151,669,853	149,484,436
元	880,624,183	827,539,979	147,309,186	150,108,055	148,114,101

(単位:千円, %)

税			収入歩合	対予算達成率	構成比	
不納欠損額	過誤納額	収入未済額	(E)/(D)	(E)/(C)	予算(C)/(A)	決算(E)/(B)
4,580	562	224,006	97.18	102.2	10.6	10.8
9,828	1,598	292,843	97.75	100.7	10.8	10.9
16,058	2,062	269,942	97.88	100.1	11.1	11.1
8,538	2,667	321,051	97.79	101.4	11.1	11.3
16,233	1,233	408,815	98.03	103.9	12.8	13.5
19,399	2,178	501,893	98.28	100.8	12.9	13.2
29,324	942	530,533	98.19	100.4	10.9	11.0
19,277	1,759	547,345	98.17	100.7	12.1	12.2
40,569	970	691,581	98.13	100.2	12.3	12.3
29,633	1,356	838,176	98.19	100.4	12.2	12.2
29,660	1,860	924,025	97.98	100.2	13.2	13.3
26,431	3,385	1,270,246	97.35	100.1	13.4	13.4
55,745	3,296	1,780,720	96.96	100.0	13.5	13.5
84,284	1,410	2,145,874	96.25	100.1	13.5	13.5
358,094	880	2,502,323	96.45	100.2	14.1	14.1
181,474	1,171	2,716,996	96.09	100.1	14.2	14.3
148,818	2,368	3,281,697	95.79	100.1	15.9	16.0
166,525	1,050	4,040,098	95.77	100.0	15.6	15.7
261,537	51,320	4,080,249	95.91	100.2	15.4	15.5
325,640	1,147	4,030,380	96.30	100.1	16.5	16.6
401,624	432	3,878,047	96.74	100.4	15.4	15.7
317,491	1,836	3,482,116	97.02	100.1	15.1	15.3
416,577	1,091	3,222,617	97.09	100.1	15.0	15.2
418,258	1,776	3,318,598	96.94	100.1	13.7	14.0
409,634	2,293	3,392,001	96.93	100.4	11.1	12.1
316,882	2,846	3,493,488	96.94	100.4	12.0	12.5
272,565	2,288	3,800,463	96.88	100.2	12.3	13.0
407,323	2,977	3,900,982	97.05	100.5	12.8	13.7
378,485	2,181	3,946,522	97.02	100.6	12.7	13.4
320,174	6,907	3,925,880	97.08	100.5	12.0	13.1
425,591	2,148	3,860,572	97.01	101.0	11.6	12.7
335,515	4,412	3,979,531	97.01	101.0	11.6	12.7
274,546	3,772	4,133,425	96.75	100.1	12.5	13.4
377,334	5,722	4,504,634	96.75	100.1	13.7	14.5
505,910	2,657	4,425,546	96.26	100.4	11.9	12.7
357,188	2,114	4,252,440	96.41	100.6	12.5	13.1
498,046	60	4,170,549	96.38	100.5	13.1	13.8
527,981	954	4,023,559	96.59	100.8	14.4	15.2
495,606	359	3,964,167	96.79	100.2	15.2	15.9
338,042	328	4,629,588	96.82	100.5	17.9	18.6
489,496	217	4,958,686	96.33	100.8	17.3	18.4
327,433	1,230	4,816,671	96.07	101.0	13.7	14.6
344,098	1,217	4,707,928	96.05	100.7	13.9	14.7
366,539	2,007	4,315,489	96.21	100.6	13.9	14.7
420,510	5,647	3,915,407	96.58	100.3	14.0	15.2
345,027	5,840	3,507,383	97.02	100.9	14.1	14.9
353,118	4,721	3,112,109	97.36	100.7	15.2	16.1
284,276	5,686	2,707,243	97.97	100.6	16.7	17.4
204,637	10,182	2,178,381	98.41	100.8	16.8	18.1
200,883	10,893	2,076,577	98.50	100.5	17.0	17.9
178,371	9,908	2,016,954	98.56	100.4	17.6	18.5
217,819	12,306	1,788,442	98.67	100.5	16.7	17.9

5 県税収入予算額及び決算額の累年比較

(単位:千円, %)

区分 年度	当初予算額		最終予算額		決算額		B-A	備考
		伸び率	(A)	伸び率	(B)	伸び率		
43	8,489,544	138.4	8,785,211	116.1	8,886,458	117.4	101,247	
44	9,787,658	115.3	10,154,567	115.6	10,376,696	116.8	222,129	
45	11,267,477	115.1	12,226,646	120.4	12,317,950	118.7	91,304	
46	10,949,515	97.2	15,105,260	123.5	15,119,619	122.7	14,359	
47	16,454,533	150.3	18,516,529	122.6	18,771,420	124.2	254,891	
48	21,356,780	129.8	24,914,179	134.6	25,887,869	137.9	973,690	
49	26,477,628	124.0	31,646,564	127.0	31,903,768	123.2	257,204	
50	32,172,664	121.5	30,551,076	96.5	30,677,235	96.2	126,159	
51	32,428,108	100.8	38,916,725	127.4	39,171,112	127.7	254,387	
52	32,428,108	100.0	45,449,101	116.8	45,561,800	116.3	112,699	52年度当初は
53	49,274,648	152.0	51,528,704	113.4	51,713,668	113.5	184,964	知事選挙に伴う
54	57,463,274	116.6	62,548,151	121.4	62,667,278	121.2	119,127	暫定予算
55	68,161,724	118.6	67,412,171	107.8	67,447,725	107.6	35,554	6月補正
56	71,843,225	105.4	70,959,218	105.3	70,985,618	105.2	26,400	44,829,936 (138.2%)
57	73,289,098	102.0	73,289,098	103.3	73,343,223	103.3	54,125	
58	73,692,403	100.6	78,534,478	107.2	78,722,045	107.3	187,567	
59	82,799,025	112.4	84,242,714	107.3	84,315,453	107.1	72,739	
60	95,160,376	114.9	95,543,732	113.4	95,606,738	113.4	63,006	
61	94,845,876	99.7	97,104,096	101.6	97,112,687	101.6	8,591	
62	95,146,861	100.3	101,951,507	105.0	102,126,540	105.2	175,033	
63	101,939,654	107.1	111,198,774	109.1	111,259,395	108.9	60,621	
元	108,877,342	106.8	112,268,127	101.0	112,745,640	101.3	477,513	
2	114,224,317	104.9	118,229,991	105.3	118,362,928	105.0	132,937	
3	120,789,662	105.7	124,389,943	105.2	124,454,763	105.1	64,820	
4	120,907,438	100.1	120,315,103	96.7	120,393,041	96.7	77,938	
5	117,275,535	97.0	119,615,873	99.4	120,036,944	99.7	421,071	
6	113,584,085	96.9	128,544,274	107.5	129,057,520	107.5	513,246	
7	132,481,990	116.6	133,366,773	103.8	133,606,809	103.5	240,036	
8	134,343,553	101.4	141,301,291	105.9	141,979,744	106.3	678,453	
9	144,174,582	107.3	137,348,976	97.2	138,213,752	97.3	864,776	
10	146,432,863	101.6	141,696,261	103.2	142,403,080	103.0	706,819	
11	135,166,967	92.3	138,663,865	97.9	140,020,614	98.3	1,356,749	
12	141,192,401	104.5	146,911,762	105.9	148,117,801	105.8	1,206,039	
13	143,864,415	101.9	145,062,297	98.7	145,163,288	98.0	100,991	
14	137,515,212	95.6	126,424,430	87.2	126,902,941	87.4	478,511	
15	123,203,469	89.6	122,890,001	97.2	123,569,439	97.4	679,438	
16	119,899,697	97.3	123,807,000	100.7	124,444,519	100.7	637,519	
17	123,330,313	102.9	127,903,394	103.3	128,951,792	103.6	1,048,398	
18	125,871,213	102.1	133,951,196	104.7	134,248,535	104.1	297,339	
19	156,376,998	124.2	150,338,069	112.2	151,023,548	112.5	685,479	
20	150,182,091	96.0	141,939,940	94.4	143,073,024	94.7	1,133,084	
21	127,303,594	84.8	124,641,222	87.8	125,835,563	88.0	1,194,341	
22	114,301,567	89.8	121,867,389	97.8	122,772,701	97.6	905,312	
23	119,875,313	104.9	118,094,355	96.9	118,792,131	96.8	697,776	
24	120,798,802	100.8	122,008,041	103.3	122,428,678	103.1	420,637	
25	122,125,342	101.1	124,217,653	101.8	125,392,215	102.4	1,174,562	
26	125,956,547	103.1	126,609,090	101.9	127,497,617	101.7	888,527	
27	141,353,629	112.2	142,948,594	112.9	143,745,616	112.7	797,022	
28	145,145,240	102.7	146,034,724	102.2	147,272,119	102.5	1,237,395	
29	143,803,343	99.1	148,420,415	101.6	149,127,230	101.3	706,815	
30	148,419,226	103.2	148,922,923	100.3	149,484,436	100.2	561,513	
元	148,933,391	100.3	147,309,186	98.9	148,114,101	99.1	804,915	

6 県税年度別予算・決算状況

区分 税目	28 年 度							
	当初予算額	補 正 額				最終予算額 A	決算額 B	差引き B-A
		9 月	3 月	専 決	計			
個人県民税	44,165		△ 1,953		△ 1,953	42,212	42,607	395
法人県民税	4,727		543		543	5,270	5,317	47
県民税利子割	464		△ 197		△ 197	267	290	23
個人事業税	1,223		11		11	1,234	1,243	9
法人事業税	25,604		2,389		2,389	27,993	28,846	853
地方消費税	31,632		△ 1,264		△ 1,264	30,368	29,859	△ 509
(1) 譲渡割	26,403		552		552	26,955	26,441	△ 514
(2) 貨物割	5,228		△ 1,815		△ 1,815	3,413	3,418	5
不動産取得税	3,207		657		657	3,864	3,892	28
県たばこ税	1,884		△ 2		△ 2	1,882	1,873	△ 9
ゴルフ場利用税	401		△ 12		△ 12	389	397	8
自動車取得税	956		240		240	1,196	1,312	116
軽油引取税	12,074		336		336	12,410	12,555	145
自動車税	17,422		126		126	17,548	17,672	124
鉦区税	9					9	9	
狩猟税	29		△ 1		△ 1	28	28	
核燃料税	1,209					1,209	1,217	8
産業廃棄物税	138		15		15	153	154	1
旧法による税								
特別地方消費税								
旧軽油引取税	1					1		△ 1
県税計	145,145		888		888	146,034	147,272	1,238

区分 税目	29 年 度							
	当初予算額	補 正 額				最終予算額 A	決算額 B	差引き B-A
		9 月	3 月	専 決	計			
個人県民税	42,037		1,786		1,786	43,823	43,893	70
法人県民税	5,281		183		183	5,464	5,512	48
県民税利子割	267		213		213	480	520	40
個人事業税	1,234		48		48	1,282	1,292	10
法人事業税	27,152		574		574	27,726	28,173	447
地方消費税	29,427		350		350	29,777	29,778	1
(1) 譲渡割	26,120		57		57	26,177	26,178	1
(2) 貨物割	3,307		293		293	3,600	3,600	
不動産取得税	3,999		25		25	4,024	4,015	△ 9
県たばこ税	1,870		△ 74		△ 74	1,796	1,779	△ 17
ゴルフ場利用税	379		21		21	400	398	△ 2
自動車取得税	1,266		515		515	1,781	1,828	47
軽油引取税	12,256		461		461	12,717	12,760	43
自動車税	17,311		431		431	17,742	17,771	29
鉦区税	9		△ 1		△ 1	8	8	
狩猟税	24		3		3	27	27	
核燃料税	1,143		76		76	1,219	1,219	
産業廃棄物税	149		6		6	155	155	
旧法による税								
特別地方消費税								
旧軽油引取税	1					1	1	
県税計	143,803		4,617		4,617	148,420	149,127	707

(単位:百万円)

区分 税目	30 年 度							
	当初予算額	補 正 額			最終予算額 A	決算額 B	差引き B-A	
		9 月	3 月	専 決 計				
個人県民税	43,329		873		873	44,202	44,237	35
法人県民税	5,448		△ 100		△ 100	5,348	5,493	145
県民税利子割	395		83		83	478	467	△ 11
個人事業税	1,243		92		92	1,335	1,348	13
法人事業税	28,120		100		100	28,220	28,491	271
地方消費税	29,401		△ 206		△ 206	29,195	29,024	△ 171
(1)譲渡割	25,645		△ 98		△ 98	25,547	25,279	△ 268
(2)貨物割	3,756		△ 108		△ 108	3,648	3,745	97
不動産取得税	4,210		△ 695		△ 695	3,515	3,663	148
県たばこ税	1,774		△ 23		△ 23	1,751	1,751	
ゴルフ場利用税	395		△ 9		△ 9	386	397	11
自動車取得税	1,703		204		204	1,907	1,885	△ 22
軽油引取税	12,691		△ 245		△ 245	12,446	12,542	96
自動車税	17,679		238		238	17,917	17,940	23
鉱 区 税	8					8	8	
狩 猟 税	24		2		2	26	26	
核 燃 料 税	1,843		178		178	2,021	2,021	
産業廃棄物税	155		11		11	166	192	26
旧法による税								
特別地方消費税								
旧軽油引取税								
県 税 計	148,419		503		503	148,923	149,484	561

(単位:百万円)

区分 税目	元 年 度							
	当初予算額	補 正 額			最終予算額 A	決算額 B	差引き B-A	
		9 月	3 月	専 決 計				
個人県民税	44,127		312		312	44,439	44,521	82
法人県民税	5,215		△ 284		△ 284	4,931	5,082	151
県民税利子割	413		△ 198		△ 198	215	195	△ 20
個人事業税	1,306		30		30	1,336	1,351	15
法人事業税	28,376		△ 644		△ 644	27,732	27,717	△ 15
地方消費税	29,673		△ 469		△ 469	29,204	29,721	517
(1)譲渡割	25,650		△ 213		△ 213	25,437	26,044	607
(2)貨物割	4,023		△ 256		△ 256	3,767	3,677	△ 90
不動産取得税	3,454		130		130	3,584	3,709	125
県たばこ税	1,800		△ 55		△ 55	1,745	1,757	12
ゴルフ場利用税	375		14		14	390	383	△ 7
自動車取得税	870		134		134	1,004	1,004	
軽油引取税	12,446		△ 55		△ 55	12,391	12,350	△ 41
自動車税	18,511		△ 201		△ 201	18,309	18,288	△ 21
(1)環境性能割	553		△ 143		△ 143	410	369	△ 41
(2)種別割	17,957		△ 59		△ 59	17,899	17,919	20
鉱 区 税	8					9	9	
狩 猟 税	25					25	25	
核 燃 料 税	2,168		△ 395		△ 395	1,773	1,773	
産業廃棄物税	166		58		58	224	231	7
旧法による税								
特別地方消費税								
旧軽油引取税								
県 税 計	148,933		△ 1,624		△ 1,624	147,309	148,114	805

(注) 端数処理の調整で、合計と内訳は必ずしも一致しない。

7 地方譲与税科目別内訳累年比較

(単位:千円)

区分 年度	所得譲与税		地方道路譲与税		石油ガス譲与税		航空機燃料譲与税		計	
	予算額	譲与税	予算額	譲与税	予算額	譲与税	予算額	譲与税	予算額	譲与税
16	2,989,752	2,989,752	4,399,473	4,399,473	303,275	303,275	52,711	52,711	7,745,211	7,745,211
17	9,422,260	9,422,260	4,284,808	4,284,808	292,209	292,209	43,748	43,748	14,043,025	14,043,025
18	28,041,965	28,041,965	4,191,115	4,191,115	282,614	282,614	50,080	50,080	32,565,774	32,565,774
19	—	—	4,291,370	4,291,370	268,135	268,135	37,712	37,712	4,597,217	4,597,217
20	—	—	3,921,976	3,921,976	250,950	250,950	34,883	34,883	4,207,809	4,207,809
21	—	—	1,687,198	1,687,199	234,195	234,195	35,625	35,625	1,957,018	1,957,019
22	—	—	10	10	230,294	230,294	33,922	33,922	264,226	264,226
23	—	—	16	16	207,192	207,192	27,795	27,795	235,003	235,003
24	—	—	17	17	193,269	193,269	26,628	26,628	219,914	219,914
25	—	—	0	79	185,573	185,573	29,672	29,672	215,245	215,324
26	—	—	0	148	170,262	170,262	30,389	30,389	200,651	200,799
27	—	—	0	155	168,797	168,797	41,077	41,077	209,874	210,029
28	—	—	0	0	162,072	162,072	42,716	42,716	204,788	204,788
29	—	—	0	0	151,815	151,815	44,343	44,343	196,158	196,158
30	—	—	0	0	142,037	142,037	54,611	54,611	196,648	196,648
元	—	—	1,000	1,237	126,616	126,616	59,152	59,152	186,768	187,005